

REVIEW article

A comprehensive analysis of disclosed synthetic strategies in prior arts from 1970-2012 (Part I) regarding synthesizing the renowned drug, Febuxostat, and its related compounds

Sanjay Sukumar Saralaya  

Department of Chemistry, Shri Dharmasthala Manjunatheshwara Institute of Technology,
SDM IT (affiliated to Visvesvaraya Technological University, VTU, Belagavi), Ujire-574 240, Karnataka, India

Received: 10-11-2024, **Revised:** 15-12-2024, **Accepted:** 22-12-2024, **Published:** Preprint

Copyright © 2024. This open-access article is distributed under the *Creative Commons Attribution License*, which permits unrestricted use, distribution, and reproduction in any medium, provided the original work is properly cited.

HOW TO CITE THIS

Sanjay SS (2025) A comprehensive analysis of disclosed synthetic strategies in prior arts from 1970-2012 (Part I) regarding synthesizing the renowned drug, Febuxostat, and its related compounds. *Mediterr J Pharm Pharm Sci.* 5 (1): 1-24.
[Article number: 183]. <https://doi.org/10.5281/zenodo.14645885>

Keywords: Benzothioamides, Febuxostat, phenylthiazoles, raw material, synthesis

Abstract: Febuxostat **Fb**, a nonpurine selective inhibitor of oxidized and reduced forms of xanthine oxidase. It was approved by the FDA in 2008 (EU) & 2009 (US) for the management of hyperuricemia in patients with gout. This review article provides the exhaustive and systematic review coverage of prior art disclosures on the synthesis of Febuxostat **Fb** and its related compounds from 1970-2012. In line with this, the prior arts were sourced from various common and renowned search tools like Google Scholar and Google Patents using different search terms/sentences. Additionally, back and cross reference sourcing initiatives had assisted in gathering the complete past scientific disclosures on **Fb**. During the process, 67 publications (as research articles and filed patents) were collected and the reaction schemes that are specific to each work were elaborated for the better readability of budding researchers. In this article, every disclosure has been given priority from 1970-2012 and hence 41 reaction schemes were framed in a yearly chronology. Meanwhile, the country-wise details of research organizations/institutions/laboratories were included where the disclosed work was executed. This article would certainly assist the researchers in understanding the past developments on the synthesis of **Fb** and its closely related compounds.

Introduction

Febuxostat (**Fb**) is a renowned Xanthine Oxidase (XO) inhibitor drug used to treat gout (due to high uric acid levels). It is chosen for patients who did not respond to the treatment by the drug, allopurinol [1-5]. It is marketed globally under the brand or trade names like uloric, adenuric, etc. It has the IUPAC nomenclature as 2-(3-cyano-4-isobutoxy phenyl)-4-methyl-1,3-thiazole-5-carboxylic acid having the molecular formula as $C_{16}H_{16}N_2O_3S$ and the molecular mass as 316.38 g/mol (**Figure 1**). The melting point of **Fb** was reported as 206°-208°C and it is influenced by the solvent used for the final recrystallization of **Fb** [6, 7].

Sourcing the prior arts: Many disclosures are available on the global platform regarding the synthesis of **Fb** and its related moieties in the form of publications by several researchers in various academic journals and patent databases. The available prior arts are too many and hence contents were sequentially crisped within **Table 1**. Additionally, elaborate reaction schemes were also provided for every disclosure which could benefit the global researchers to innovate or invent different strategies to develop **Fb** in the near future.

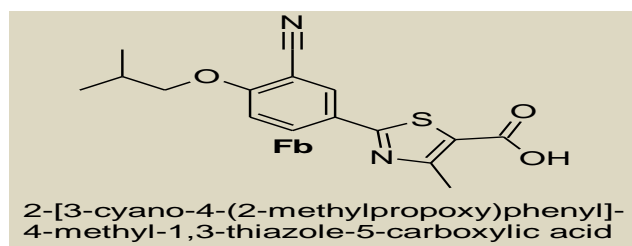


Figure 1: Structure and IUPAC nomenclature of Febuxostat **Fb**

Table 1: Tabulation of the major disclosed aspects in prior arts about the synthesis of **Fb** and its related scaffolds

Entry	Inventor/s or innovator/s	Disclosed data in brief	Synthetic route hint	Ref.
1	Bernard	Compounds like 5 , 6 & 7 were prepared from 1 .	Scheme 1	[8]
2	Mikhail	Thioamides were prepared by reacting alkyl, aryl, heterocyclic nitriles, or phenylacetone nitriles with H ₂ S.	Scheme 2	[9]
2	Hasegawa & Komoriya	Fb was prepared from 8 in a four-step process.	Scheme 3	[10]
3	Shiro et al.	Numerous compounds were reported, 20 was prepared from 15 in a five-step process, Fb was isolated from 21 in a six-step process, 31 & 32 were prepared from 18 and formylation to 33 was also done to get 34 & 35 .	Scheme 4a, 4b, 4c & 4d	[11]
4	Hasegawa	Fb was prepared from 8 in a modified four-step process.	Scheme 5	[12]
5	Watanabe et al.	Fb was prepared from 7 in a four-step process.	Scheme 6a & 6b	[13]
6	Minojima & Hiramatsu	14 was synthesized from 38 and also from 42 in a five-step each process. Also, 14 was isolated through one/two-step process from 30 .	Scheme 7a, 7b & 7c	[14]
7	Torii & Minojima	34 was prepared from 47 in four-step process.	Scheme 8	[15]
8	Tanabe et al.	7 was isolated in a single-step process from 38 . Moreover, a few thioamides were also synthesized from the respective nitriles.	Scheme 9	[16]
9	Matsumoto et al.	Forms of Fb like A, C, D & G were isolated and characterized.	NA	[17]
10	Koichi et al.	Forms of Fb such as A, B, C, D, G and the amorphous type were prepared and characterized.	NA	[18]
11	Watanabe et al.	Synthesized Fb from 7 in a four-step process and also the modified/improved pathway was disclosed to synthesize 14 from 7 .	Scheme 10a & 10b	[19]
12	Robbins	Prepared 1 & 7 from 38 in a single-step process.	Scheme 11	[20]
13	Qiang et al.	Forms of Fb like I, II, A, B & D were prepared and characterized.	NA	[21]
14	Qiang et al.	Form III of Fb was prepared and characterized.	NA	[22]
15	Wang et al.	Fb was synthesized from 38 in a five-step process.	Scheme 12	[23]
16	Canivet et al.	Fb was prepared in a single-step process by the condensation of 60 & 61 .	Scheme 13	[24]
17	Sui et al.	36 was prepared from 38 in a three-step process.	Scheme 14	[25]
18	Wang et al.	7 was synthesized in a single-step process from 38 .	Scheme 15	[26]
19	Deng & Zhang	Form K of Fb was prepared and characterized.	NA	[27]
19	Castaldi et al.	14 was synthesized in a five-step process starting from 38 .	Scheme 16	[28]
20	Jian & Shen	14 was prepared in a three-step process starting from 38 .	Scheme 17	[29]
21	Qi et al.	37 was synthesized in a single-step from 36 .	Scheme 18	[30]
22	Zhu et al.	Fb was prepared from 38 in a six-step process.	Scheme 19	[31]
23	Shi & Wang	Fb was synthesized from 38 in a six-step process.	Scheme 20	[32]
24	Zhu et al.	Alpha form of Fb was prepared and characterized.	NA	[33]
25	Liu et al.	Form Q of Fb was synthesized and characterized.	NA	[34]
26	Liu et al.	Form P of Fb was synthesized and characterized.	NA	[35]
27	Deng et al.	Form K & L of Fb was synthesized and characterized.	NA	[36]
28	Chao et al.	Forms of Fb like I, B, D & K were prepared and characterized.	NA	[37]
29	He et al.	Form K of Fb was synthesized and characterized.	NA	[38]
30	Luo et al.	Forms of Fb like X, Y & Z were synthesized and characterized.	NA	[39]
31	Li et al.	34 was prepared in a single-step from 7 .	Scheme 21	[40]
32	Baumann et al.	A review article was presented on the synthetic routes to achieve 5-membered ring heterocyclic drugs.	NA	[41]
33	Birari et al.	Fb was prepared in six/seven-step process from 47 & 66 . Also, Fb was also synthesized from 7 in a four-step process.	Scheme 22a & 22b	[42]
34	Yamamoto et al.	Fb was synthesized from 60 & 61 in a two-step process.	Scheme 23	[43]
35	Yan et al.	36 was synthesized in single-step process from 7 .	Scheme 24	[44]
36	Zhao et al.	Fb was prepared in six-step process starting from 38 .	Scheme 25	[45]
37	Zhou et al.	14 was synthesized from 7 in a three-step process.	Scheme 26	[46]

38	Zhou et al.	36 was prepared from 38 in a three-step process. Additionally, it was synthesized by the condensation of 73 & 74 .	Scheme 27a & 27b	[47]
39	Zhou et al.	Impurities of Fb such as A, B & C were isolated and characterized. Also, recrystallization process was disclosed to get Fb in high purity.	NA	[48]
40	Zheng et al.	Form A of Fb was prepared and characterized.	NA	[49]
41	Anonymous	Form W of Fb was synthesized and characterized.	NA	[50]
42	Zhou et al.	Forms of Fb like forms H, I & J were prepared and characterized.	NA	[51]
43	Thaimattam et al.	Forms of Fb such as R ₁ , R ₂ , R ₃ , R ₄ & R ₅ were prepared and characterized.	NA	[52]
44	Satyanarayana et al.	Fb was prepared from 16 or 36 or 76 in a multi-step synthesis. Also, form A, B & G and salts Fb were synthesized and characterized.	Scheme 28a & 28b	[53]
45	Zou 2011	Fb was synthesized from 79 in a seven-step process.	Scheme 29	[54]
46	Hong & Li	Fb was prepared from 84 in a four-step process.	Scheme 30	[55]
47	Wu et al.	Fb was synthesized from 87 in a multi-step process.	Scheme 31	[56]
48	Zou	14 was prepared from 38 in a five-step process.	Scheme 32	[57]
49	You & Li	Synthesized some deuterated cyanophenyl thiazoles including deuterated- Fb .	NA	[58]
50	Hayashisaka & Iida	Synthesized some thiobenzamides	Scheme 33	[59]
51	He et al.	Fb was prepared from 76 in a five-step process.	Scheme 34	[60]
52	Anonymous	Fb was synthesized from 38 in a seven-step process.	Scheme 35	[61]
53	Piran & Metsger	Forms of Fb like F ₁ -F ₁₄ were prepared and characterized.	NA	[62]
54	Zhang	Form M of Fb was synthesized and characterized.	NA	[63]
55	Guo & Ji 2012	1 was prepared from 38 .	Scheme 36	[64]
56	Uemura et al.	Form A of Fb was synthesized and characterized.	NA	[65]
57	Wu et al.	Form M of Fb was prepared and characterized.	NA	[66]
58	Tombari et al.	Form III of Fb was synthesized and characterized.	NA	[67]
59	Luthra et al.	Fb was synthesized from 7. Form III of Fb was reported.	Scheme 37a & 37b	[68]
60	Metsger et al.	Fb was prepared from 36 in a single/three-step process.	Scheme 38	[69]
61	Rajadhyaksha et al.	Fb was synthesized from 1 or 107 or 108 in a two/four-step process.	Scheme 39a & 39b	[70]
62	Komiyama et al.	71 was prepared in a two-step process.	Scheme 40a & 40b	[71]
63	Koushik et al.	Co-crystals of Fb like Fb -urea, Fb -nicotinamide and Fb -caffeine were synthesized and characterized.	NA	[72]
64	Salaet-Ferre & Marquillas-Olondriz	Form A of Fb was synthesized and characterized.	NA	[73]
65	Satoshi	1 and 57 were prepared in a single-step from 38 & 39 respectively.	Scheme 41	[74]

Statistical data of prior arts: The entire prior art disclosures were collected by routine/back/cross-referencing methods and were saved in a folder with the year of disclosure as the file name. This process gave an important year-wise statistics of research work data disclosure in the global platform. In line with this, 2011 had recorded 22 research work disclosures as patents or journal publications. Meanwhile, in 2010 the same had reached up to 13 disclosures. In 2012, 12 scientific disclosures were traced from the global platform (**Table 2**).

Table 2: Year-wise statistics of disclosed prior arts

Year of disclosure	Number of disclosures
1970	1
1972	1
1994	1
1997	1
1998	3
1999	2
2000	1
2001	2
2005	1
2008	1
2009	6
2010	13
2011	22
2012	12
1970-2012	67

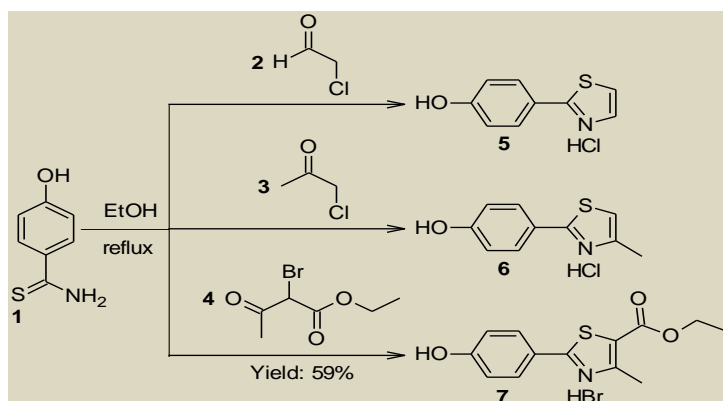
Nomenclature: In this review article, **114** compounds are featured in the tabulated 41 reaction schemes as raw materials/starting materials and intermediates. The compounds from **1** to **114** were listed in **Table 3** with IUPAC nomenclature. Meanwhile, only compound number was presented in the reaction schemes and it avoids the clumsiness.

Table 3: IUPAC nomenclature of compounds appearing in the reaction schemes as raw materials and intermediates

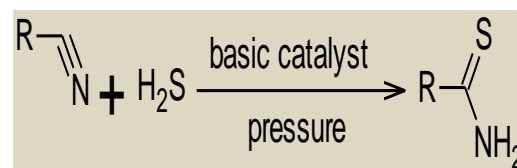
C. No.	IUPAC Nomenclature
1	4-Hydroxybenzenecarbothioamide
2	Chloroacetaldehyde
3	1-Chloropropan-2-one
4	Ethyl 2-bromo-3-oxobutanoate
5	4-(1,3-Thiazol-2-yl) phenol
6	4-(4-Methyl-1,3-thiazol-2-yl) phenol
7	Ethyl 2-(4-hydroxyphenyl)-4-methyl-1,3-thiazole-5-carboxylate
8	4-Nitrobenzotrile
9	1-Bromo-2-methylpropane
10	4-(2-Methylpropoxy) benzene-1,3-dicarbonitrile
11	Ethanethioamide
12	3-Cyano-4-(2-methylpropoxy) benzenecarbothioamide
13	Ethyl 2-chloro-3-oxobutanoate
14	Ethyl 2-[3-cyano-4-(2-methylpropoxy)phenyl]-4-methyl-1,3-thiazole-5-carboxylate
15	4-Hydroxy-3-nitrobenzaldehyde
16	4-Hydroxy-3-nitrobenzotrile
17	4-Hydroxy-3-nitrobenzenecarbothioamide
18	Ethyl 2-(4-hydroxy-3-nitrophenyl)-4-methyl-1,3-thiazole-5-carboxylate
19	Ethyl 4-methyl-2-[4-(2-methylpropoxy)-3-nitrophenyl]-1,3-thiazole-5-carboxylate
20	4-Methyl-2-[4-(2-methylpropoxy)-3-nitrophenyl]-1,3-thiazole-5-carboxylic acid
21	4-Chloro-3-nitrobenzaldehyde
22	4-Chloro-3-nitrobenzotrile
23	4-Chloro-3-nitrobenzenecarbothioamide
24	Ethyl 2-(4-chloro-3-nitrophenyl)-4-methyl-1,3-thiazole-5-carboxylate
25	2-Methylpropan-1-ol
26	Ethyl 4-methyl-2-[4-(2-methylpropoxy)-3-nitrophenyl]-1,3-thiazole-5-carboxylate
27	Ethyl 2-(3-chloro-4-hydroxyphenyl)-4-methyl-1,3-thiazole-5-carboxylate
28	Ethyl 2-(3-bromo-4-hydroxyphenyl)-4-methyl-1,3-thiazole-5-carboxylate
29	Ethyl 2-[3-chloro-4-(2-methylpropoxy)phenyl]-4-methyl-1,3-thiazole-5-carboxylate
30	Ethyl 2-[3-bromo-4-(2-methylpropoxy)phenyl]-4-methyl-1,3-thiazole-5-carboxylate
31	2-[3-Chloro-4-(2-methylpropoxy)phenyl]-4-methyl-1,3-thiazole-5-carboxylic acid
32	2-[3-Bromo-4-(2-methylpropoxy)phenyl]-4-methyl-1,3-thiazole-5-carboxylic acid
33	Ethyl 4-methyl-2-[4-(2-methylpropoxy)phenyl]-1,3-thiazole-5-carboxylate
34	Ethyl 2-[3-formyl-4-(2-methylpropoxy)phenyl]-4-methyl-1,3-thiazole-5-carboxylate
35	2-[3-Formyl-4-(2-methylpropoxy)phenyl]-4-methyl-1,3-thiazole-5-carboxylic acid
36	Ethyl 2-(3-formyl-4-hydroxyphenyl)-4-methyl-1,3-thiazole-5-carboxylate
37	Ethyl 2-(3-cyano-4-hydroxyphenyl)-4-methyl-1,3-thiazole-5-carboxylate
38	4-Hydroxybenzotrile
39	4-(2-Methylpropoxy)benzotrile
40	3-Bromo-4-(2-methylpropoxy)benzotrile
41	3-Bromo-4-(2-methylpropoxy)benzenecarbothioamide
42	2-Chlorophenol
43	1-Chloro-2-(3-methylbutyl)benzene
44	Ethyl {[3-chloro-4-(2-methylpropoxy)phenyl]carbonothioyl} carbamate
45	3-Chloro-4-(2-methylpropoxy)benzenecarbothioamide
46	Ethyl 2-[3-iodo-4-(2-methylpropoxy)phenyl]-4-methyl-1,3-thiazole-5-carboxylate
47	5-Bromo-2-hydroxybenzaldehyde
48	5-Bromo-2-(2-methylpropoxy)benzaldehyde
49	3-Formyl-4-(2-methylpropoxy)benzotrile
50	3-Formyl-4-(2-methylpropoxy)benzenecarbothioamide
51	4-Methylbenzotrile
52	4-Methylbenzenecarbothioamide
53	Benzotrile

54	Benzenecarbothioamide
55	4-Bromobenzonitrile
56	4-Bromobenzenecarbothioamide
57	4-(2-Methylpropoxy)benzenecarbothioamide
58	4-Hydroxy-3-iodobenzonitrile
59	3-Iodo-4-(2-methylpropoxy)benzonitrile
60	<i>tert</i> -Butyl 4-methyl-1,3-thiazole-5-carboxylate
61	5-Iodo-2-(2-methylpropoxy)benzonitrile
62	3-Bromo-4-hydroxybenzonitrile
63	4-Nitrobenzenecarbothioamide
64	Ethyl 4-methyl-2-(4-nitrophenyl)-1,3-thiazole-5-carboxylate
65	1-Chloro-2-methylpropane
66	Thiourea
67	Ethyl 2-amino-4-methyl-1,3-thiazole-5-carboxylate
68	Ethyl 2-bromo-4-methyl-1,3-thiazole-5-carboxylate
69	5-Bromo-2-(2-methylpropoxy)benzonitrile
70	3-Cyano-4-isobutoxy phenyl boronic acid
71	<i>tert</i> -Butyl 2-[3-cyano-4-(2-methylpropoxy)phenyl]-4-methyl-1,3-thiazole-5-carboxylate
72	2-Methylpropan-1-ol
73	4-Methylphenol
74	Propanethioamide
75	Ethyl bromoacetate
76	2,4-Dibromophenol
77	Ethyl 2-{3-[(<i>E</i>)-(hydroxyimino)methyl]-4-(2-methylpropoxy)phenyl}-4-methyl-1,3-thiazole-5-carboxylate
78	2-{3-[(<i>E</i>)-(Hydroxyimino)methyl]-4-(2-methylpropoxy)phenyl}-4-methyl-1,3-thiazole-5-carboxylic acid
79	4-Hydroxy-3-methylbenzaldehyde
80	4-Hydroxy-3-methylbenzonitrile
81	3-Methyl-4-(2-methylpropoxy)benzonitrile
82	3-Formyl-4-(2-methylpropoxy)benzonitrile
83	3-Formyl-4-(2-methylpropoxy)benzenecarbothioamide
84	2-Fluoro-5-iodobenzonitrile
85	2-(2-methylpropoxy) 5-(tetramethyl dioxaborane) benzonitrile
86	Ethyl 2-bromo-4-methyl-1,3-thiazole-5-carboxylate
87	4-Hydroxybenzaldehyde
88	4-(2-Methylpropoxy)benzaldehyde
89	3-Bromo-4-(2-methylpropoxy)benzaldehyde
90	(<i>E</i>)-1-[3-Bromo-4-(2-methylpropoxy)phenyl]- <i>N</i> -hydroxymethanimine
91	Benzonitrile
92	Benzenecarbothioamide
93	4-Methoxybenzonitrile
94	4-Methoxybenzenecarbothioamide
95	4-Chlorobenzonitrile
96	4-Chlorobenzenecarbothioamide
97	4-Bromo-2-methylbenzonitrile
98	4-Bromo-2-methylbenzenecarbothioamide
99	4-Bromo-2-hydroxy-6-methylbenzonitrile
100	4-Bromo-2-hydroxy-6-methylbenzenecarbothioamide
101	2,4-Dibromo-1-(2-methylpropoxy)benzene
102	4-(2-Methylpropoxy)benzamide
103	3-Bromo-4-(2-methylpropoxy)benzamide
104	3-Cyano-4-(2-methylpropoxy)benzamide
105	2-Chloro- <i>N,N</i> -dimethylacetamide
106	2-(4-Hydroxyphenyl)- <i>N,N</i> ,4-trimethyl-1,3-thiazole-5-carboxamide
107	2-(3-Formyl-4-hydroxyphenyl)- <i>N,N</i> ,4-trimethyl-1,3-thiazole-5-carboxamide
108	2-[3-Formyl-4-(2-methylpropoxy)phenyl]- <i>N,N</i> ,4-trimethyl-1,3-thiazole-5-carboxamide
109	2-(3-Cyano-4-hydroxyphenyl)- <i>N,N</i> ,4-trimethyl-1,3-thiazole-5-carboxamide
110	2-[3-Cyano-4-(2-methylpropoxy)phenyl]- <i>N,N</i> ,4-trimethyl-1,3-thiazole-5-carboxamide
111	2-[3-Formyl-4-(2-methylpropoxy)phenyl]-4-methyl-1,3-thiazole-5-carboxylic acid
112	4-Methyl-1,3-thiazole-5-carboxylic acid
113	2-Methylpropan-2-ol
114	5-Bromo-2-fluorobenzonitrile

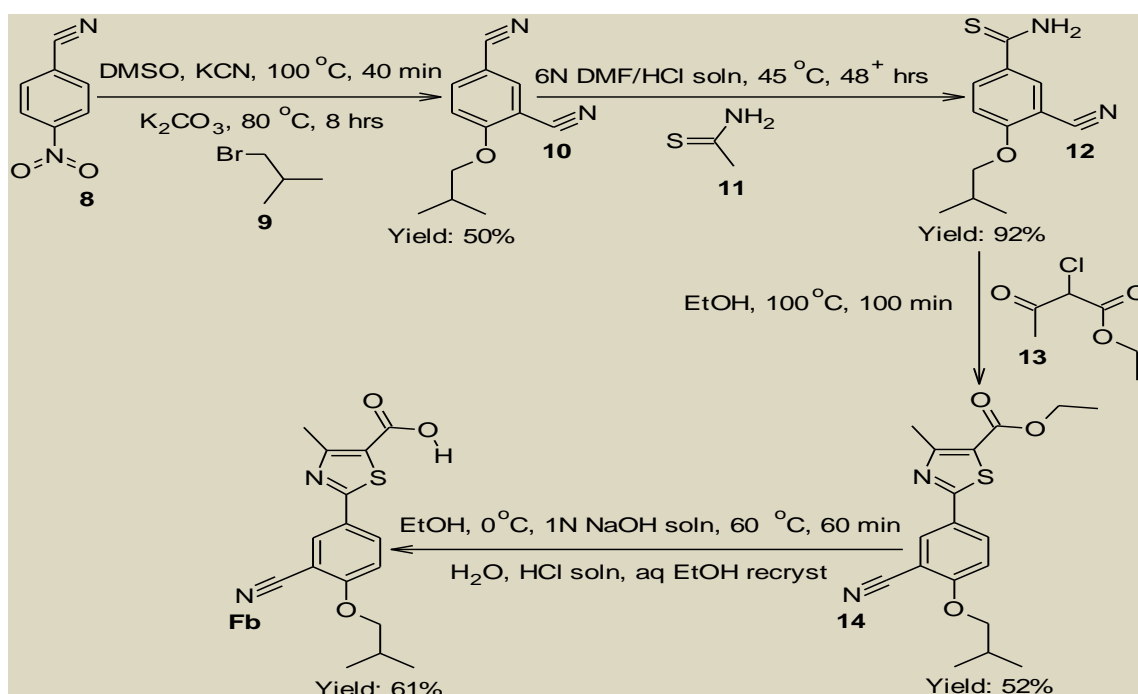
REACTION SCHEMES



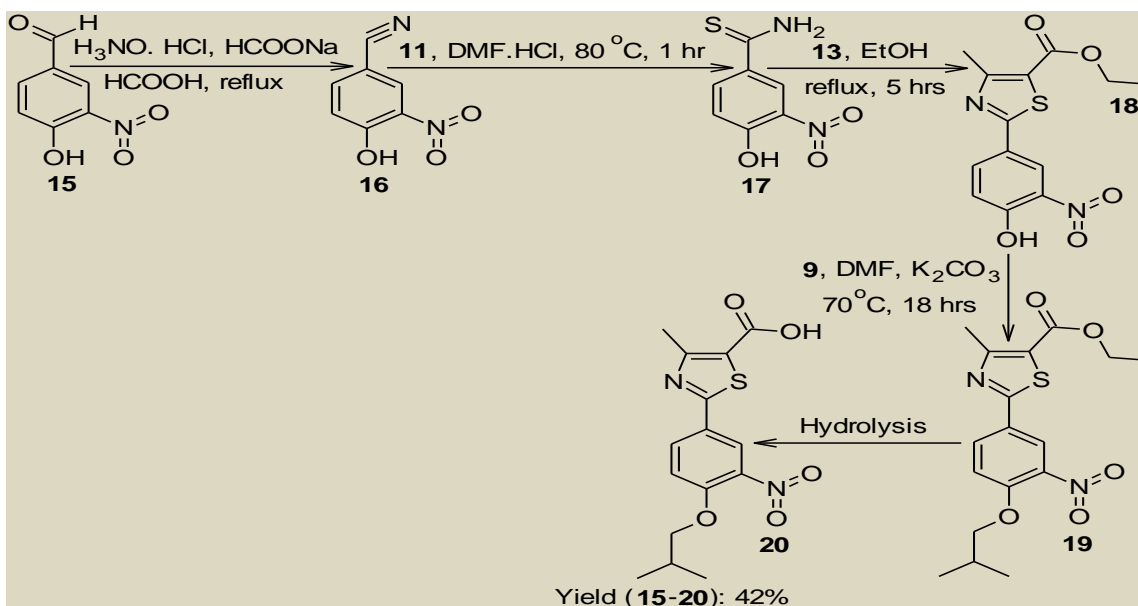
Scheme 1: Synthesis of some thiazolyphenyl derivatives as per the disclosure by Bernard [8]



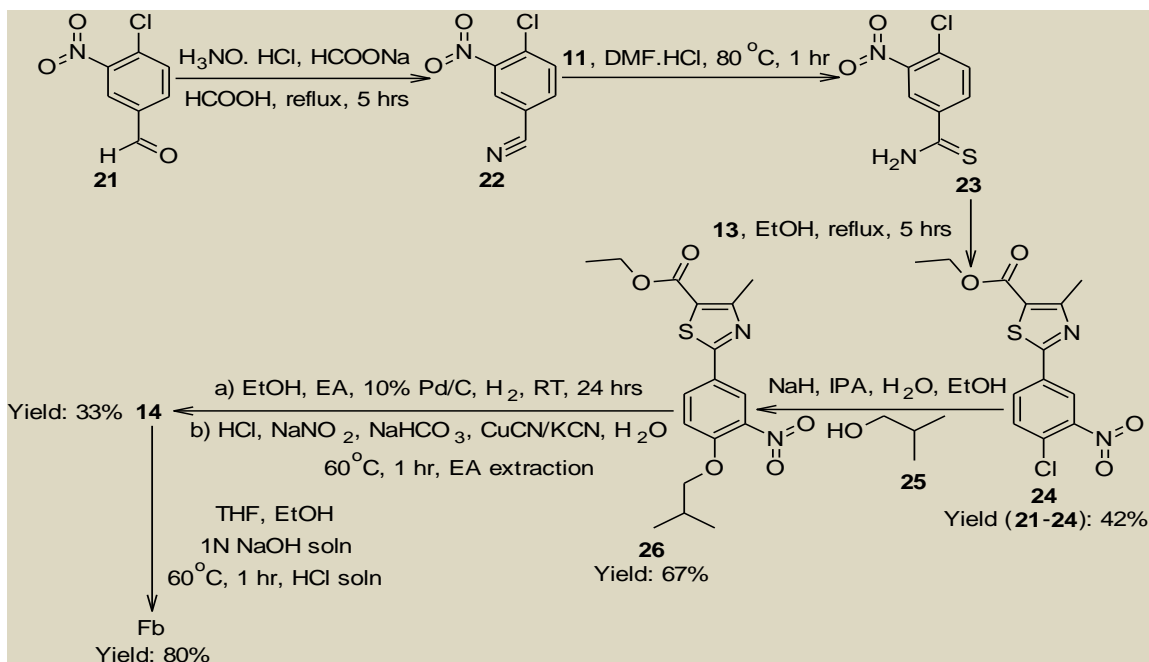
R=Alkyl, aryl, heterocyclic nitriles or phenylacetone nitriles
Scheme 2: Synthesis of thioamides as per the disclosure by Mikhail [9]



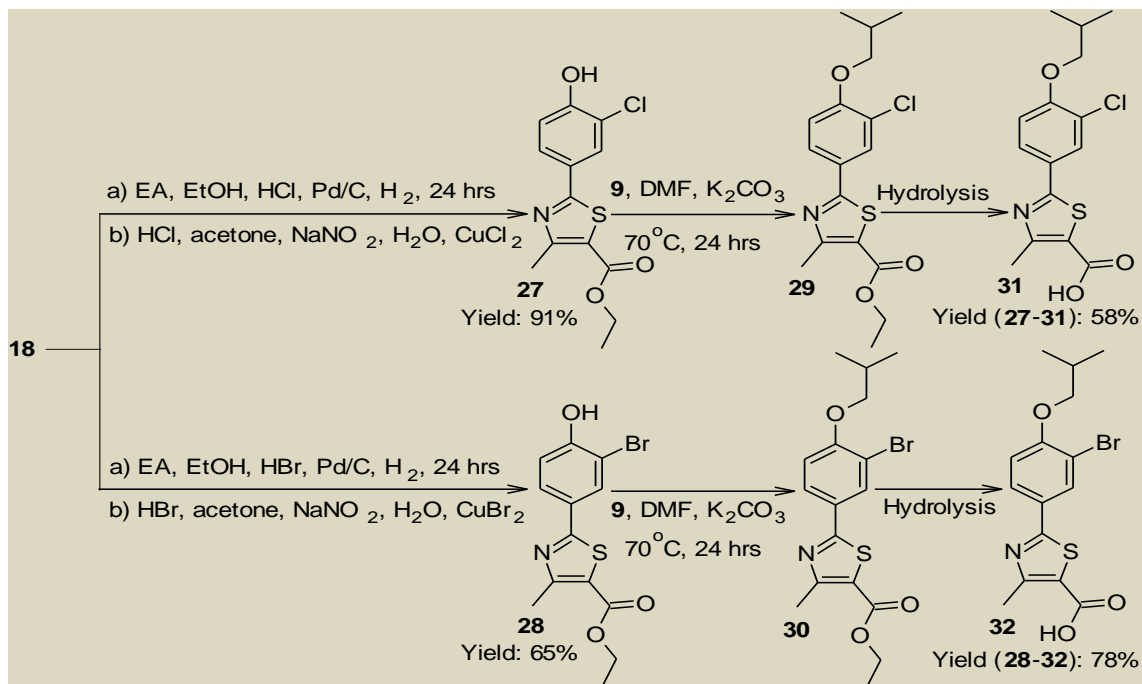
Scheme 3: Synthesis of **Fb** from **8** as per the disclosure by Hasegawa & Komoriya [10]



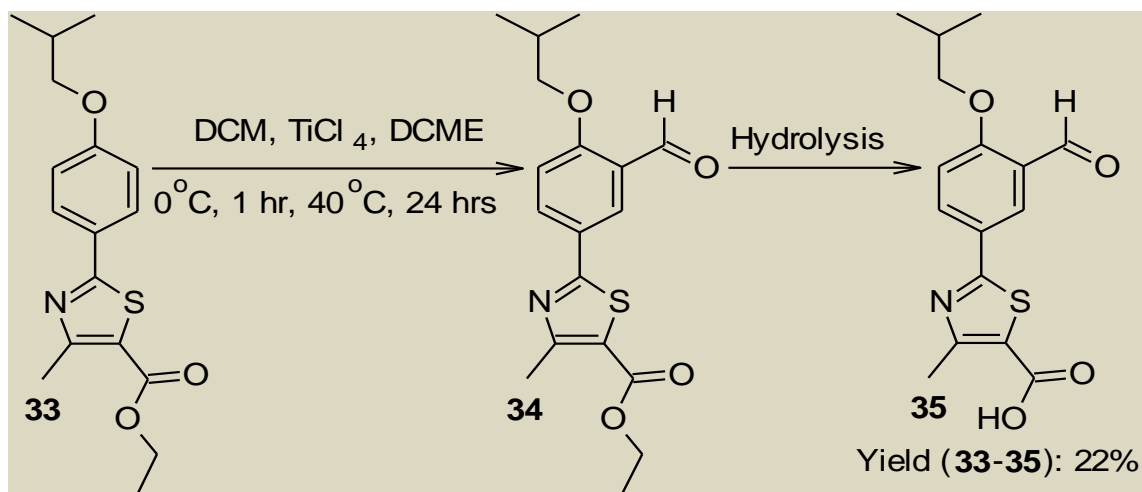
Scheme 4a: Synthesis of **20** from **15** as per the disclosure by Shiro et al. [11]



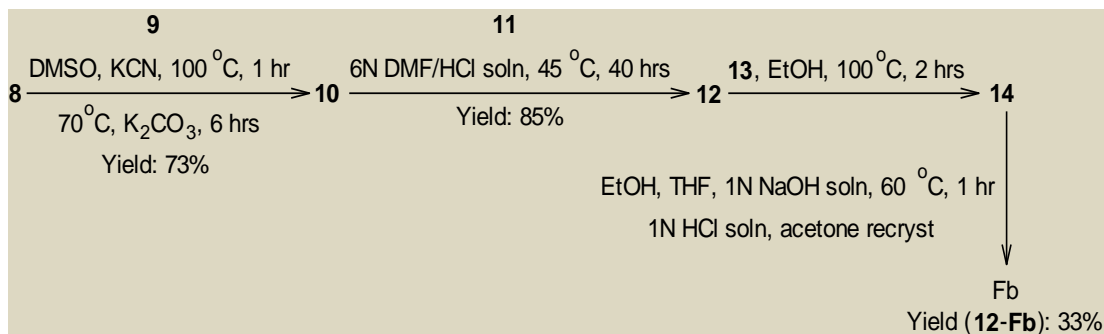
Scheme 4b: Synthesis of **Fb** from **21** as per the disclosure by Shiro et al. [11]



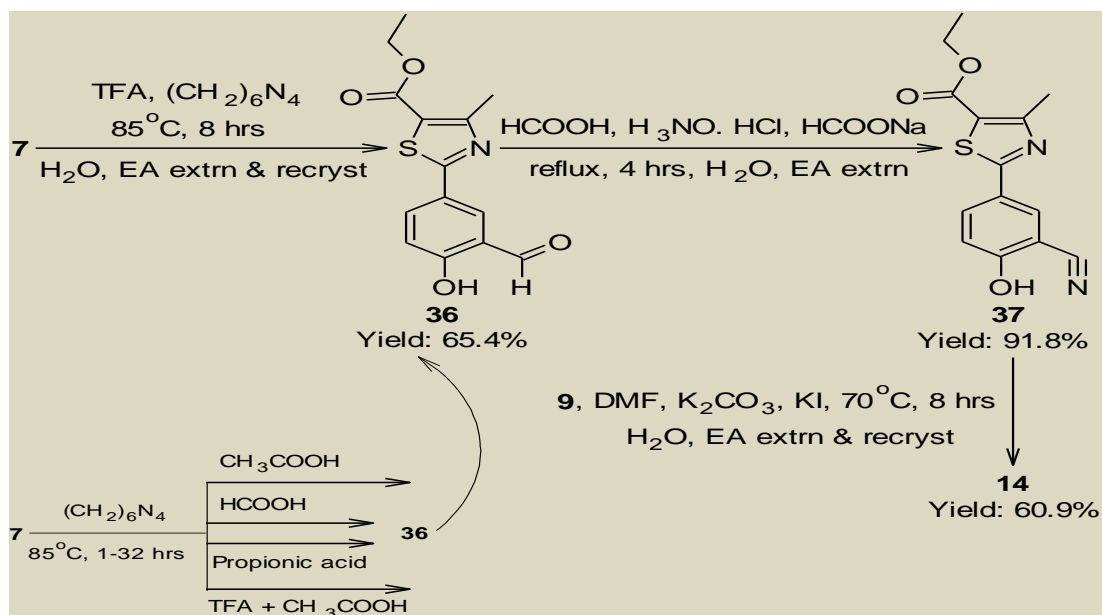
Scheme 4c: Synthesis of **31** and **32** from **18** as per the disclosure by Shiro et al. [11]



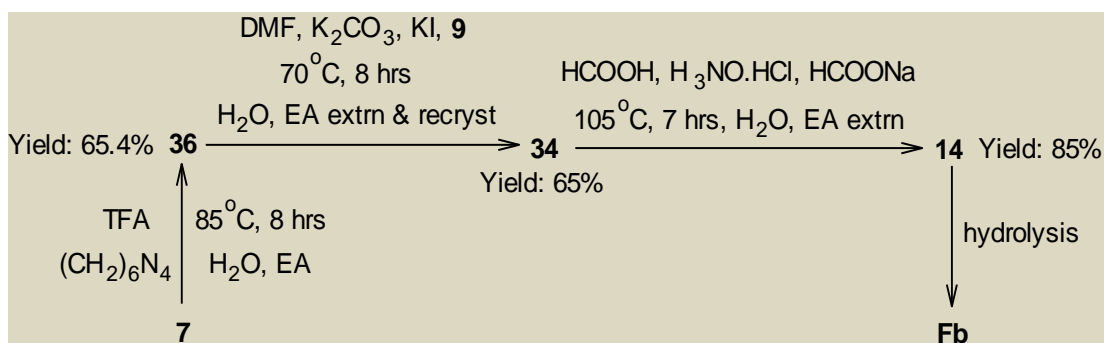
Scheme 4d: Synthesis of **35** from **33** as per the disclosure by Shiro et al. [11]



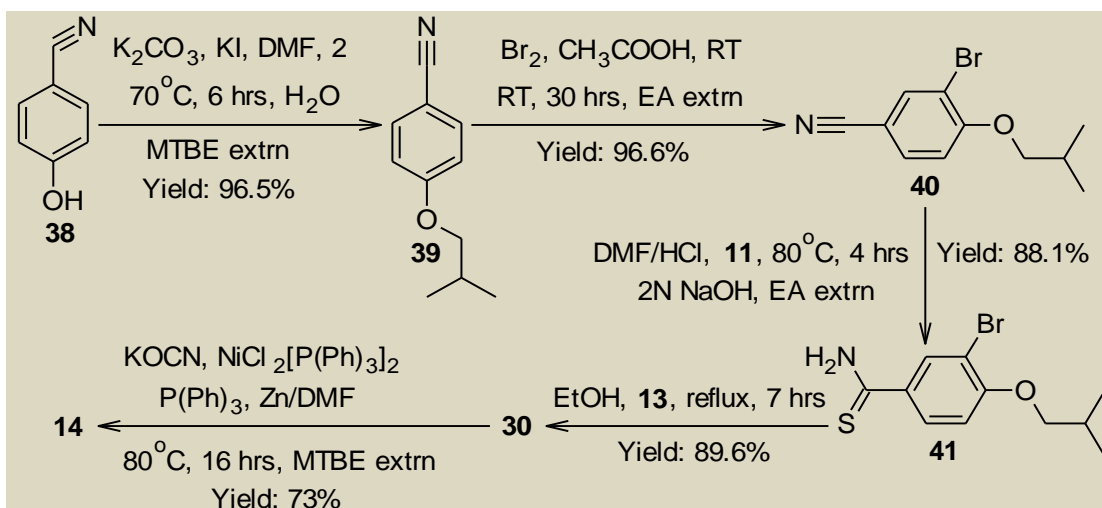
Scheme 5: Synthesis of **Fb** from **8** as per the disclosure by Hasegawa [12]



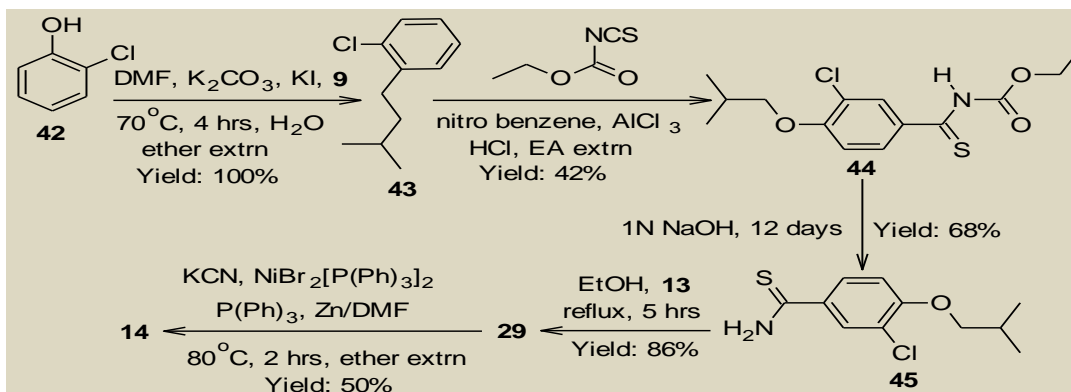
Scheme 6a: Synthesis of **14** from **7** as per the disclosure by Watanabe et al. [13]



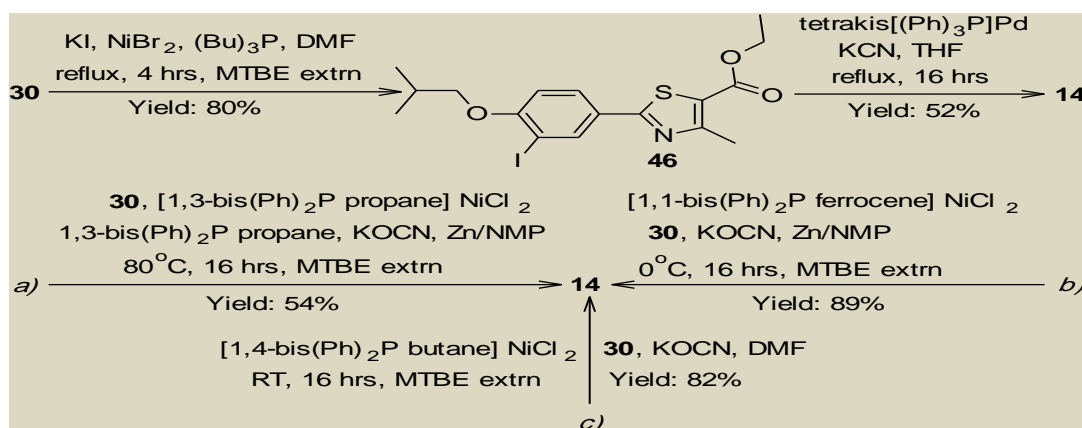
Synthesis of 6b: Synthesis of **Fb** from **7** as per the disclosure by Watanabe et al. [13]



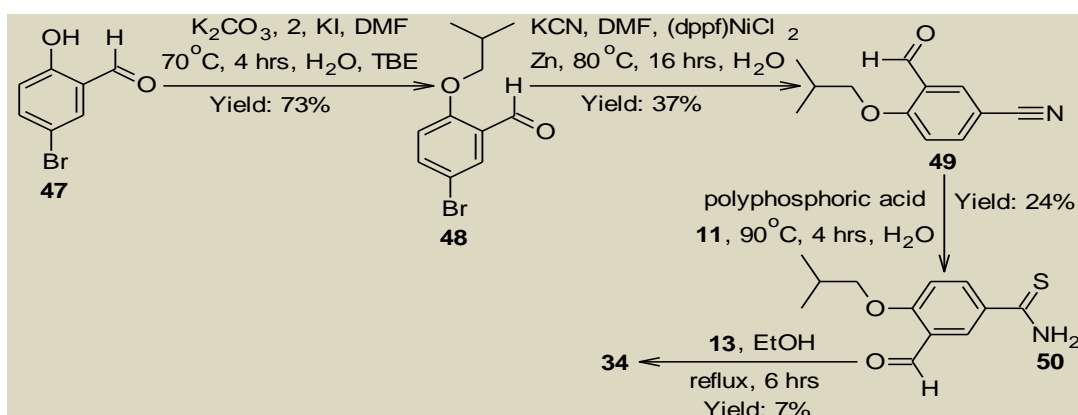
Scheme 7a: Synthesis of **14** from **38** as per the disclosure by Minojima & Hiramatsu [14]



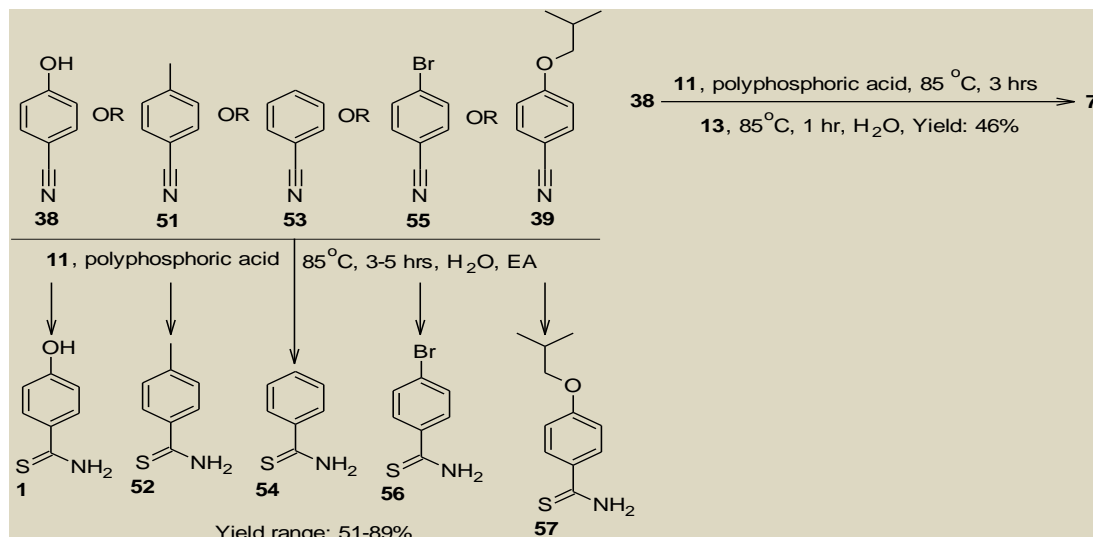
Scheme 7b: Synthesis of **14** from **42** as per the disclosure by Minojima & Hiramatsu [14]



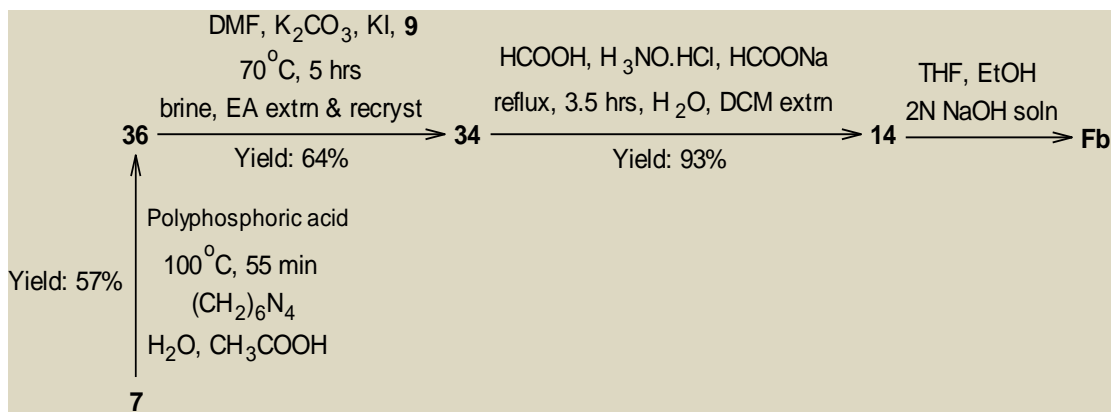
Scheme 7c: Synthesis of **14** from **30** as per the disclosure by Minojima & Hiramatsu [14]



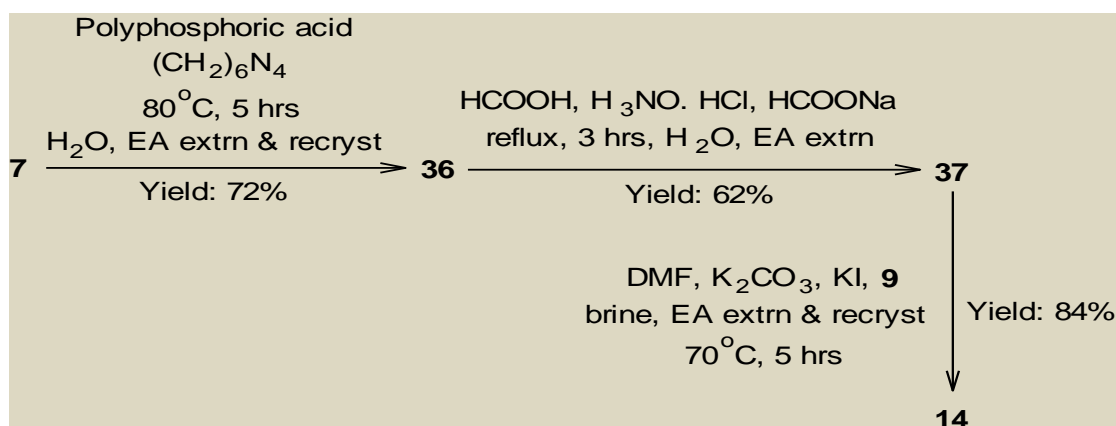
Scheme 8: Synthesis of **34** from **47** as per the disclosure by Torii & Minojima [15]



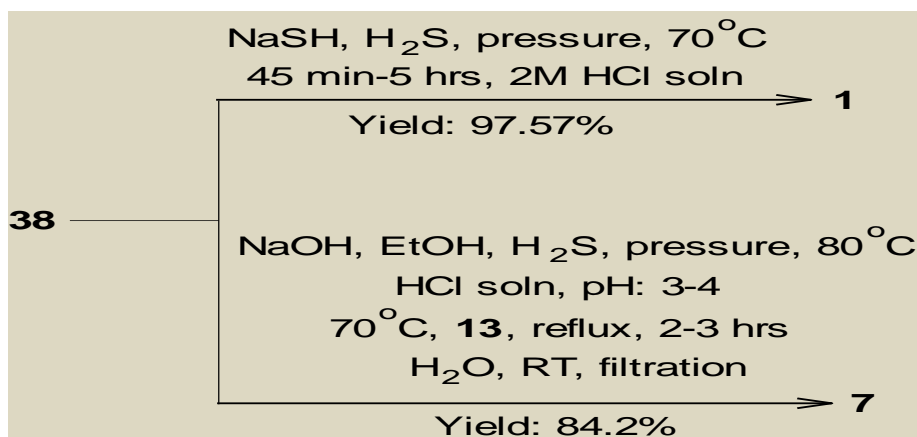
Scheme 9: Synthesis of various benzothioamides (**1**, **52**, **54**, **56** & **57**) and the one step process to isolate **7** from **38** as per the disclosure by Tanabe et al. [16].



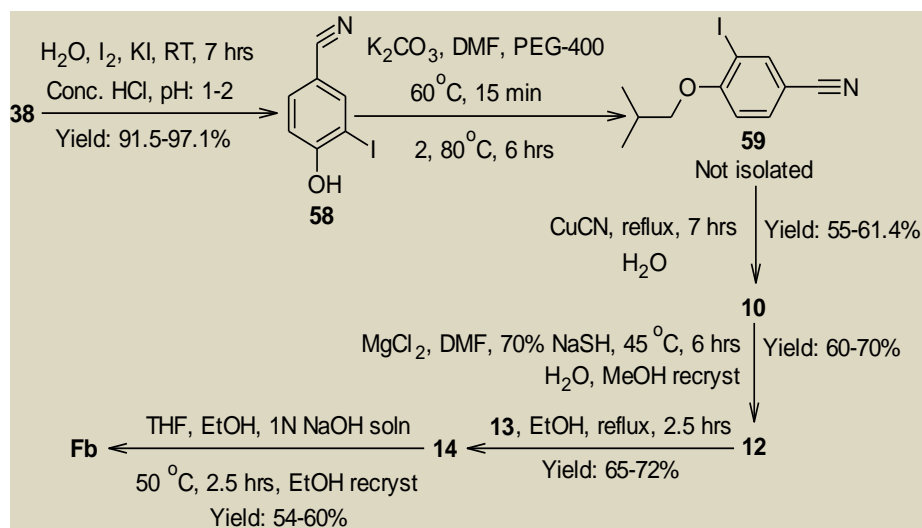
Scheme 10a: Synthesis of **Fb** from **7** as per the disclosure by Watanabe et al. [19]



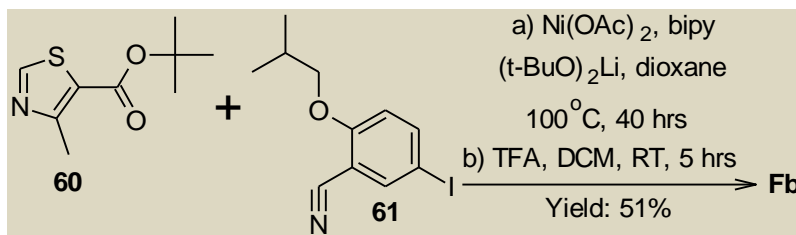
Scheme 10b: Synthesis of **14** from **7** as per the disclosure by Watanabe et al. [19]



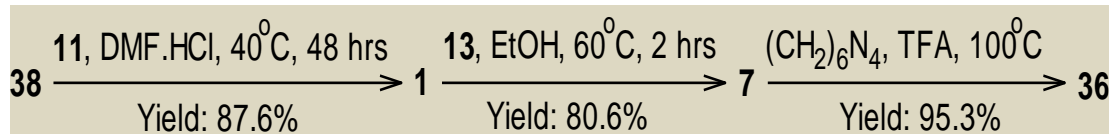
Scheme 11: Synthesis of **1** and **7** from **38** as per the disclosure by Robbins et al. [20]



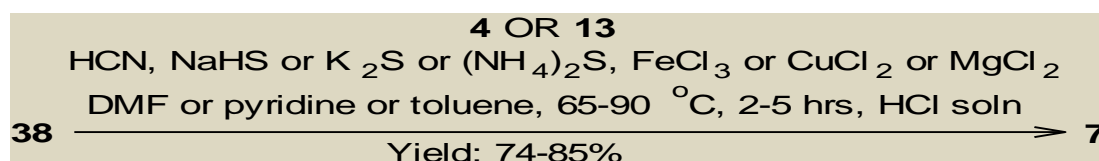
Scheme 12: Synthesis of **Fb** from **38** as per the disclosure by Wang et al. [23]



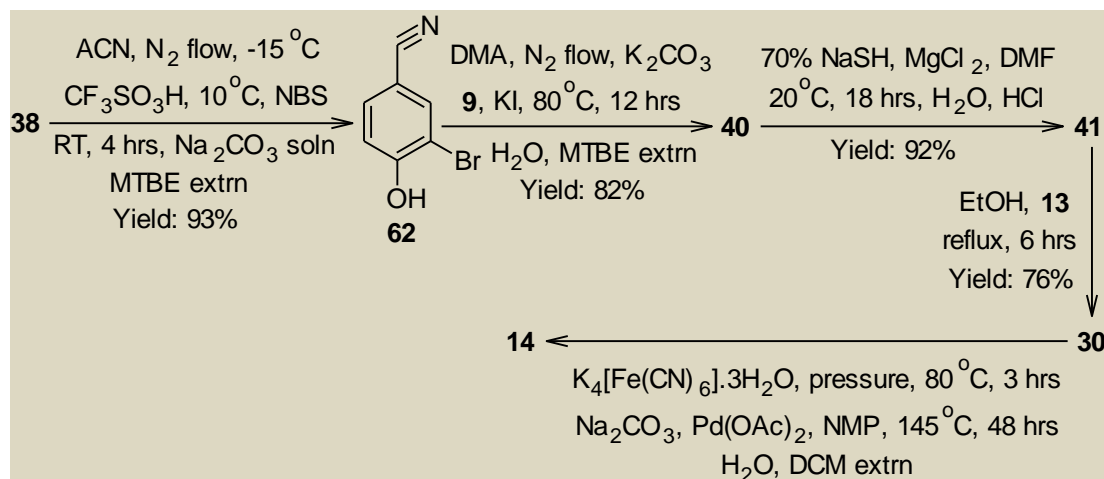
Scheme 13: Synthesis of **Fb** as per the disclosure by Canivet et al. [24]



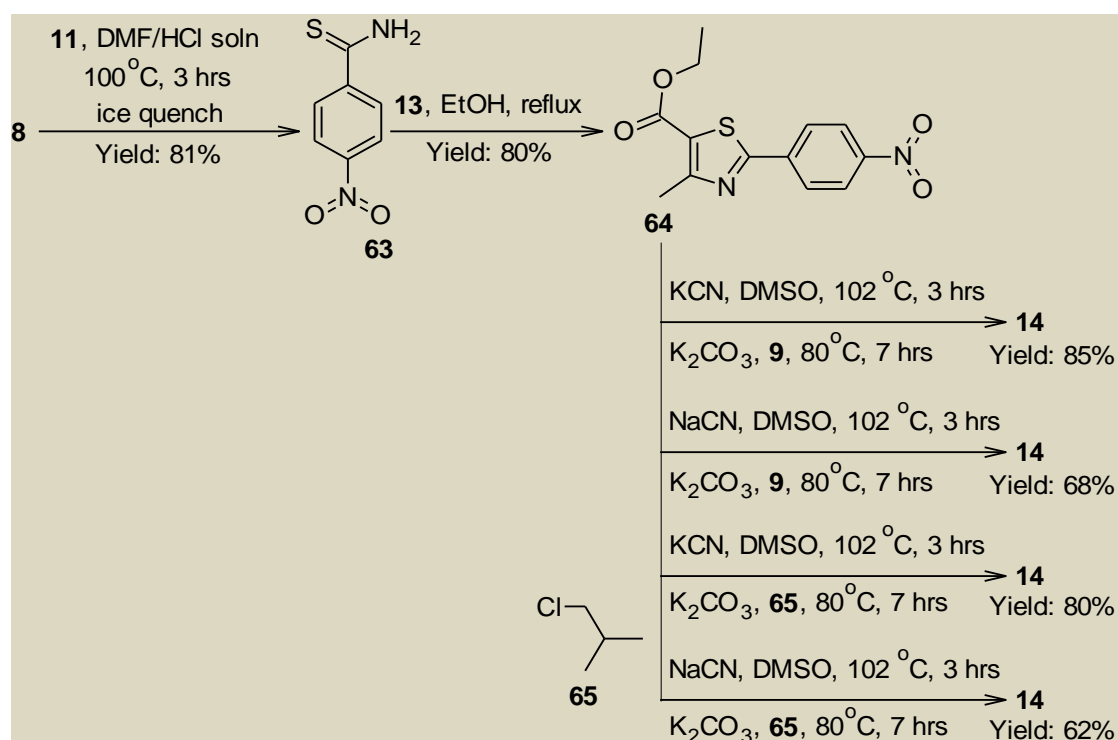
Scheme 14: Synthesis of **36** from **38** as per the disclosure by Sui et al. [25]



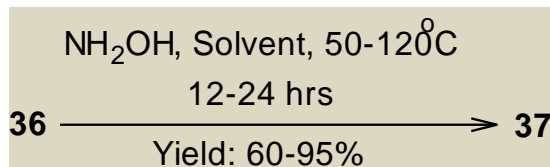
Scheme 15: Synthesis of **7** from **38** as per the disclosure by Wang et al. [26]



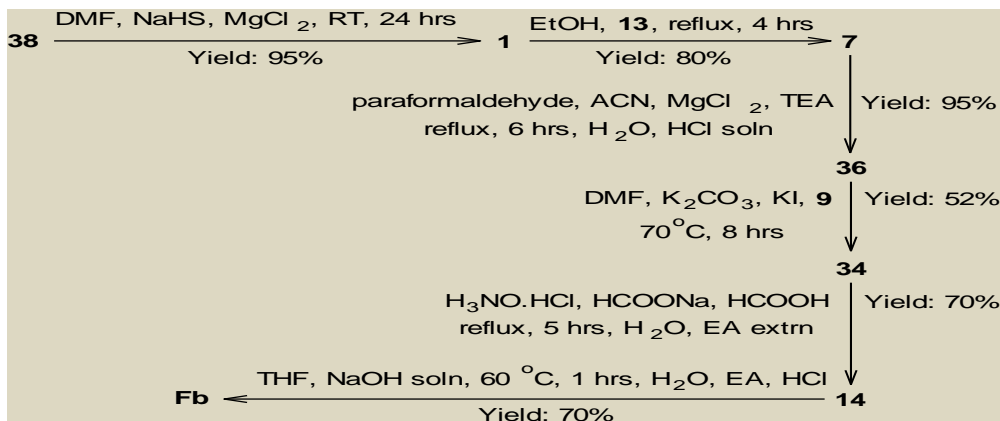
Scheme 16: Synthesis of **14** from **38** as per the disclosure by Castaldi et al. [28]




Scheme 17: Synthesis of **14** from **8** as per the disclosure by Jian & Shen [29]



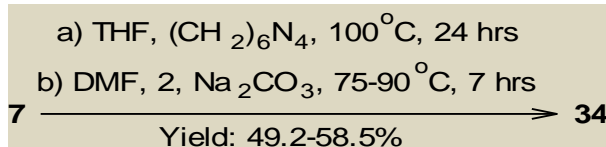
Scheme 18: Synthesis of **37** from **36** as per the disclosure by Qi et al. [30]



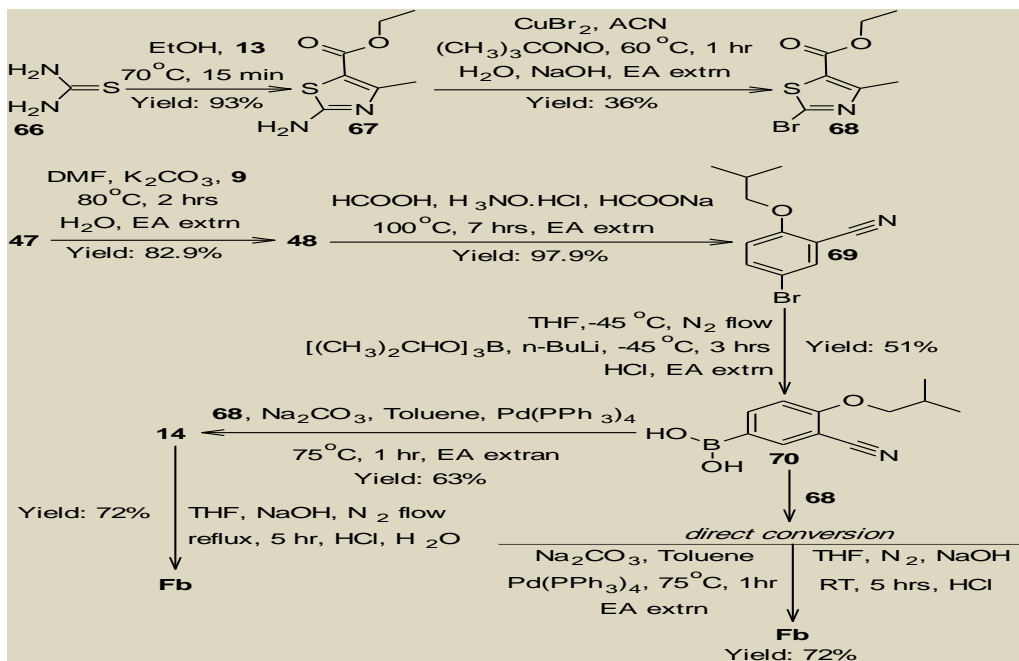
Scheme 19: Synthesis of **Fb** from **38** as per the disclosure by Zhu et al. [31]



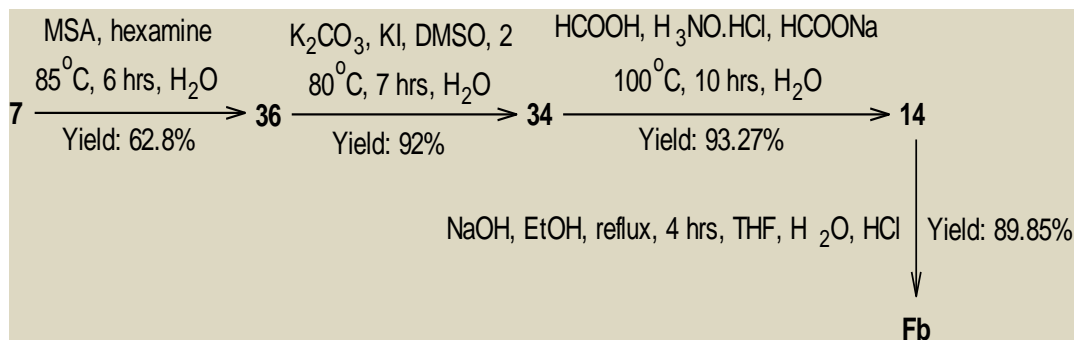
Scheme 20: Synthesis of **Fb** from **38** as per the disclosure by Shi & Wang [32]



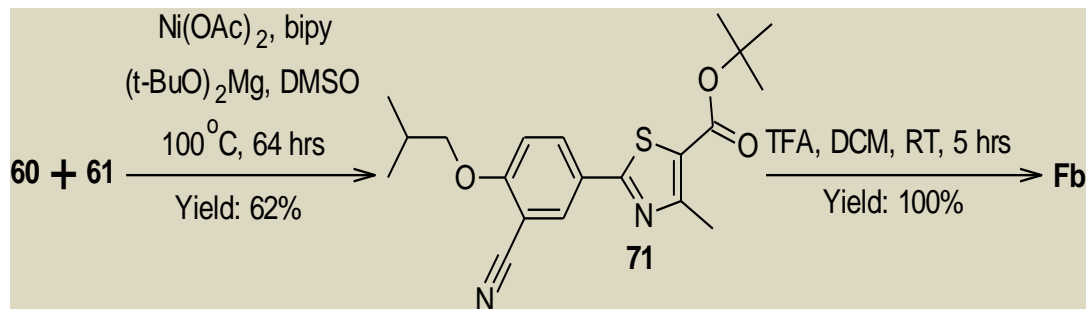
Scheme 21: Synthesis of **34** from **7** as per the disclosure by Li et al. [40]



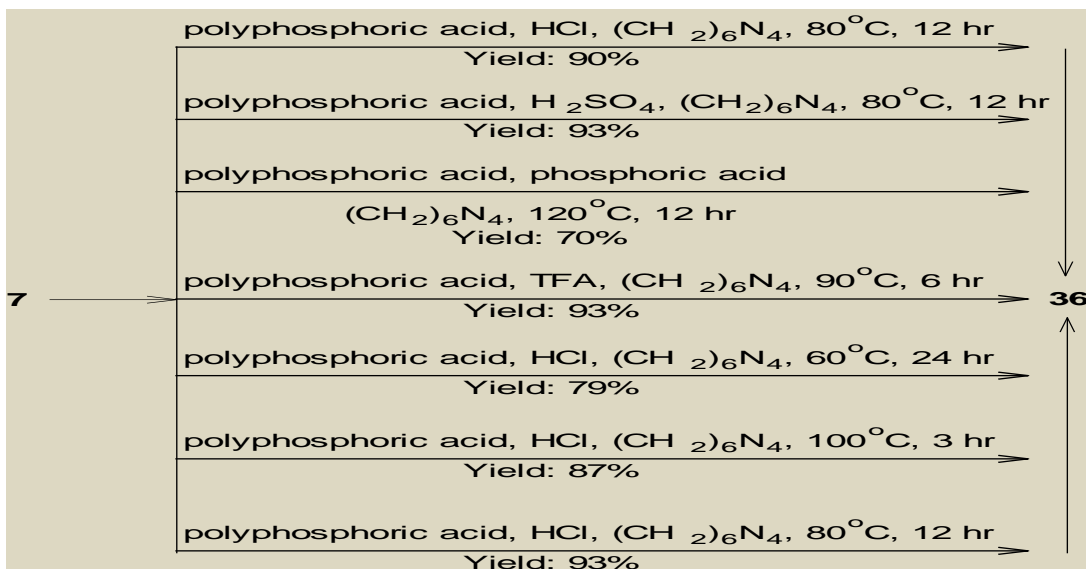
Scheme 22a: Synthesis of **Fb** from **47** & **66** as per the disclosure by Birari et al. [42]



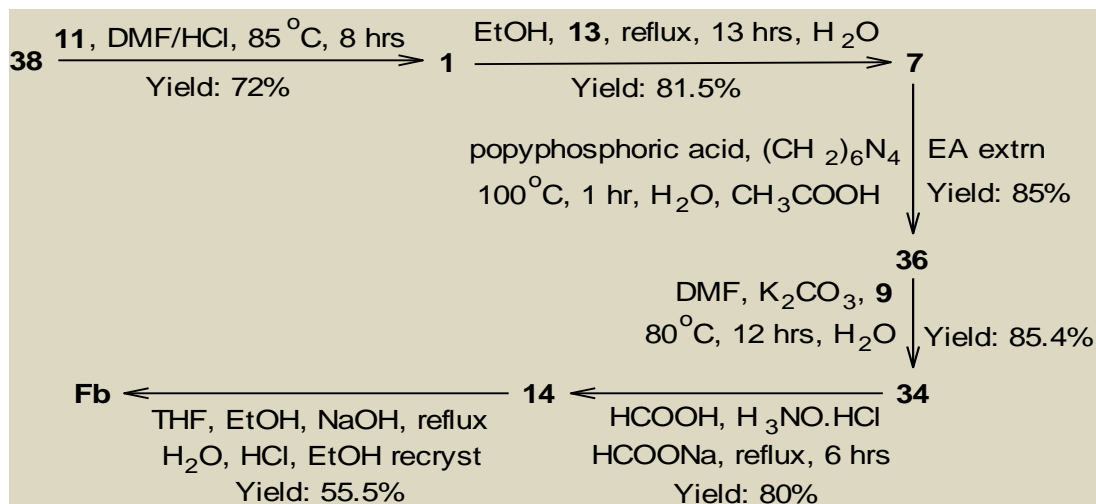
Scheme 22b: Synthesis of **Fb** from **7** as per the disclosure by Birari et al. [42]



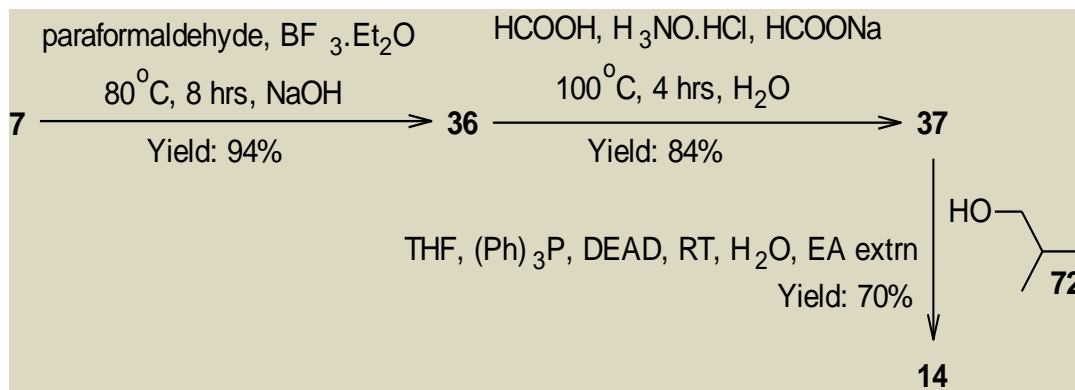
Scheme 23: Synthesis of **Fb** from **60** & **61** as per the disclosure by Yamamoto, et al. [43]



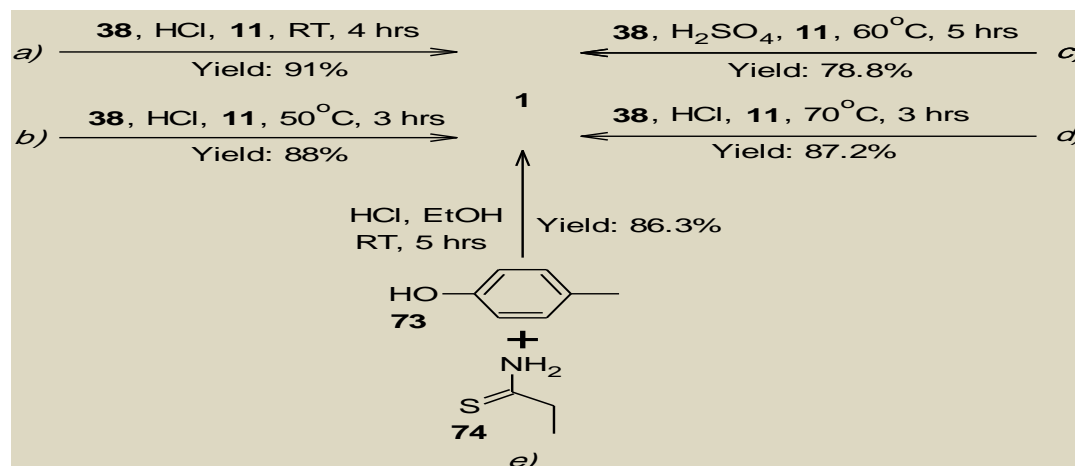
Scheme 24: Synthesis of **36** from **7** as per the disclosure by Yan et al. [44]



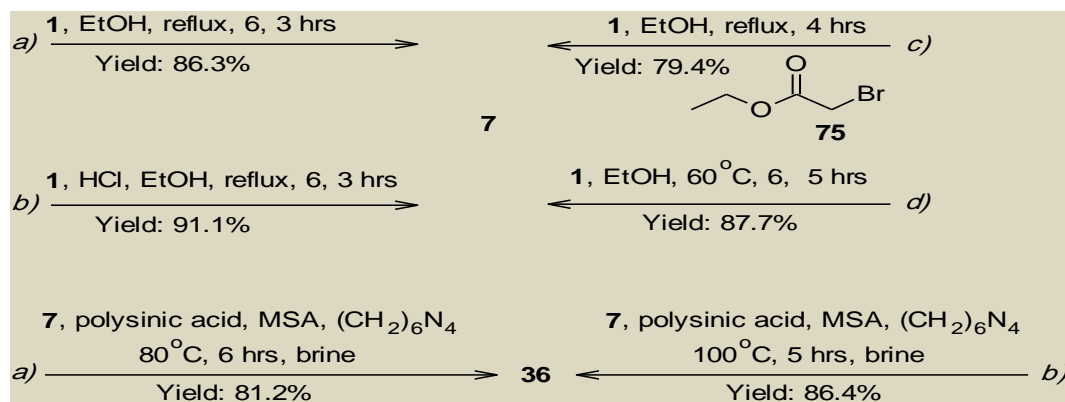
Scheme 25: Synthesis of **Fb** from **38** as per the disclosure by Zhao et al. [45]



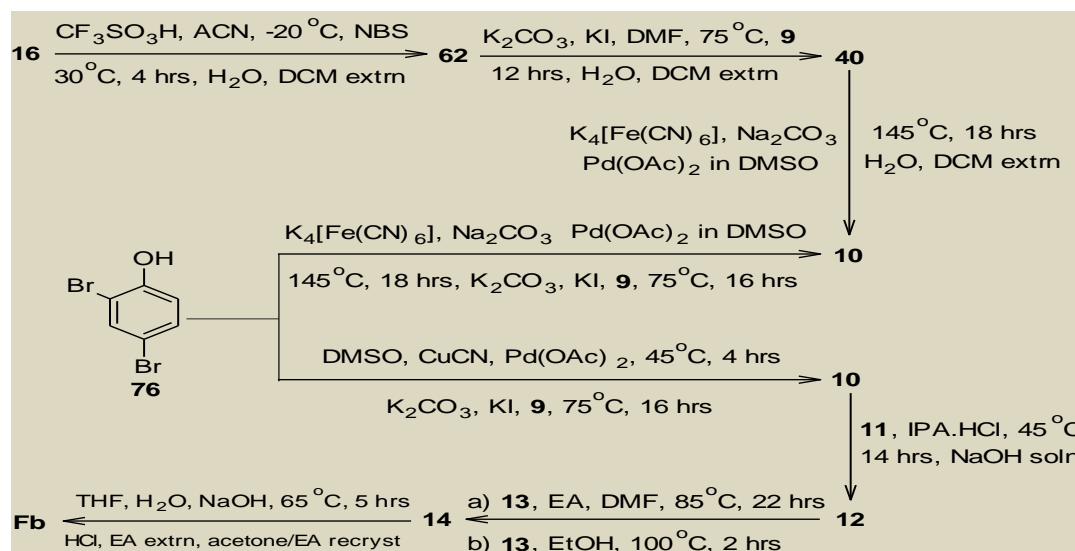
Scheme 26: Synthesis of **14** from **7** as per the disclosure by Zhou et al. [46]



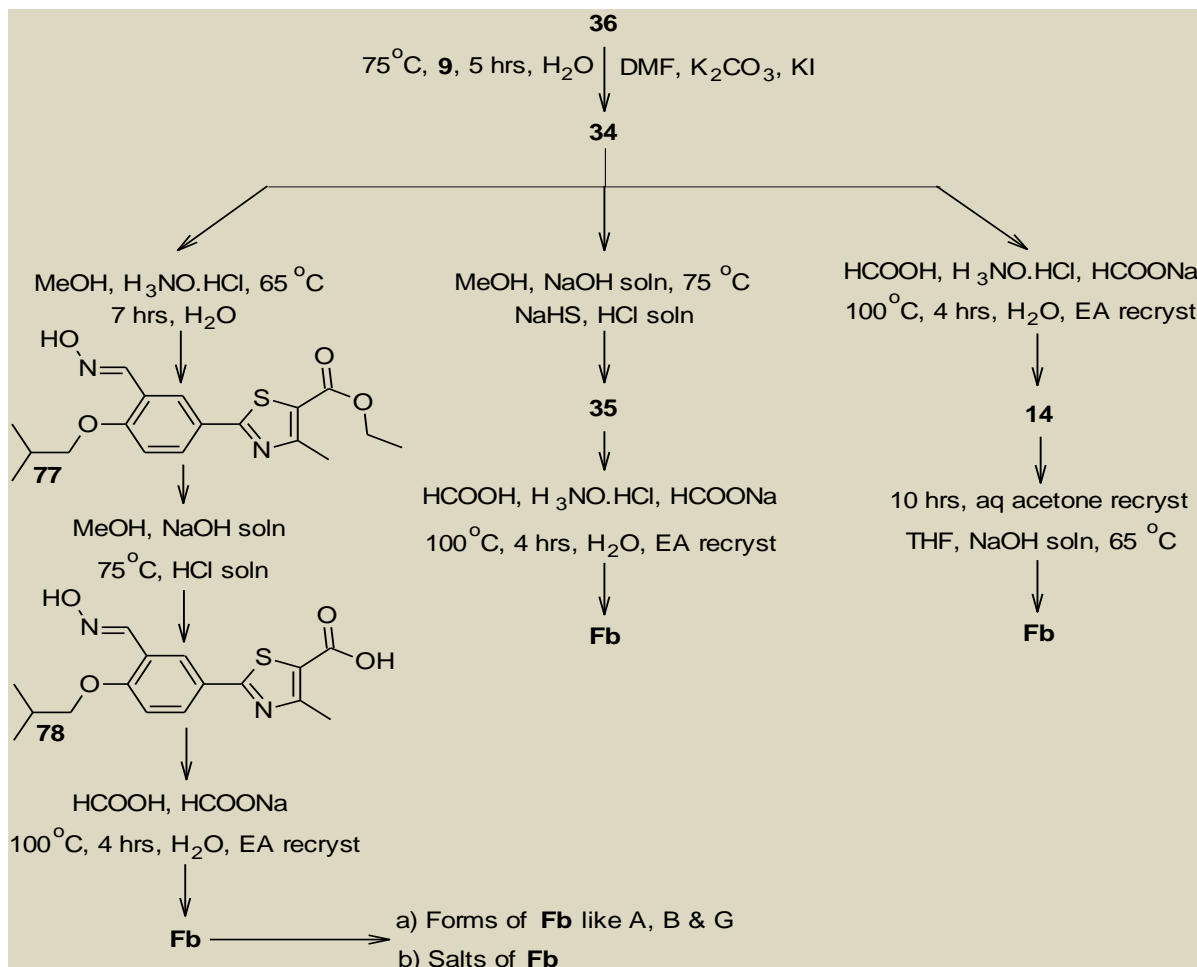
Scheme 27a: Synthesis of **1** as per the disclosure by Zhou et al. [47]



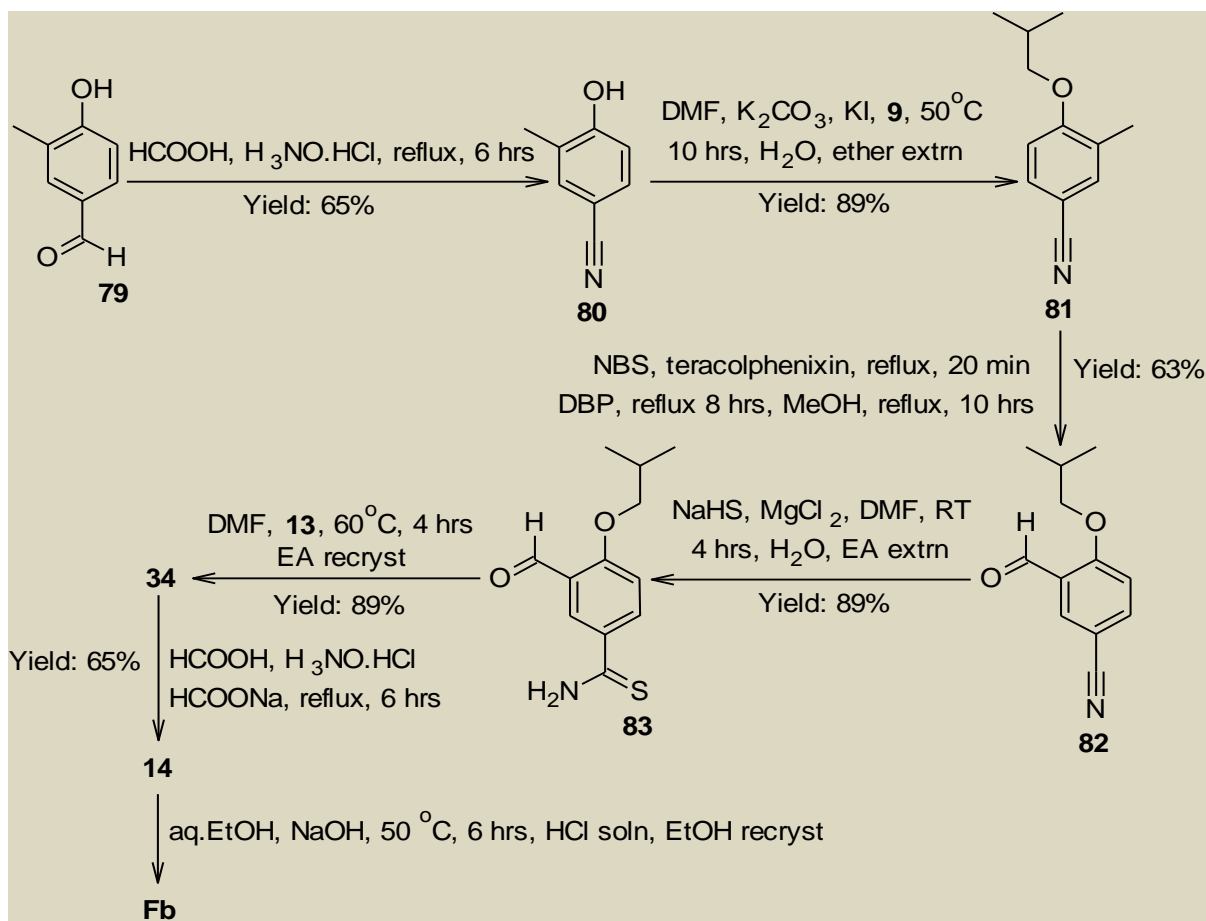
Scheme 27b: Synthesis of **36** from **1** as per the disclosure by Zhou et al. [47]



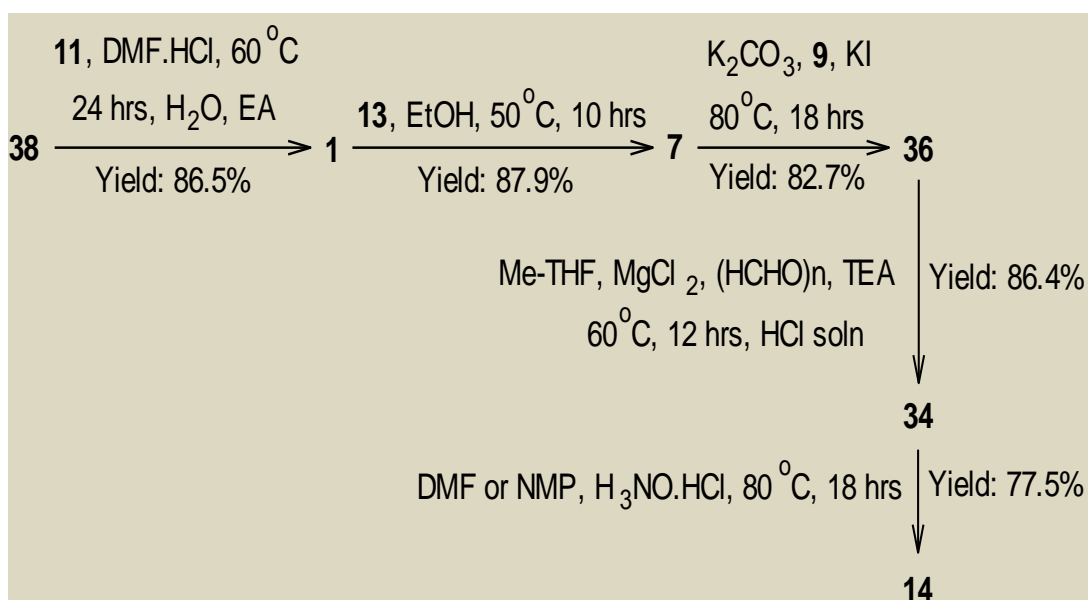
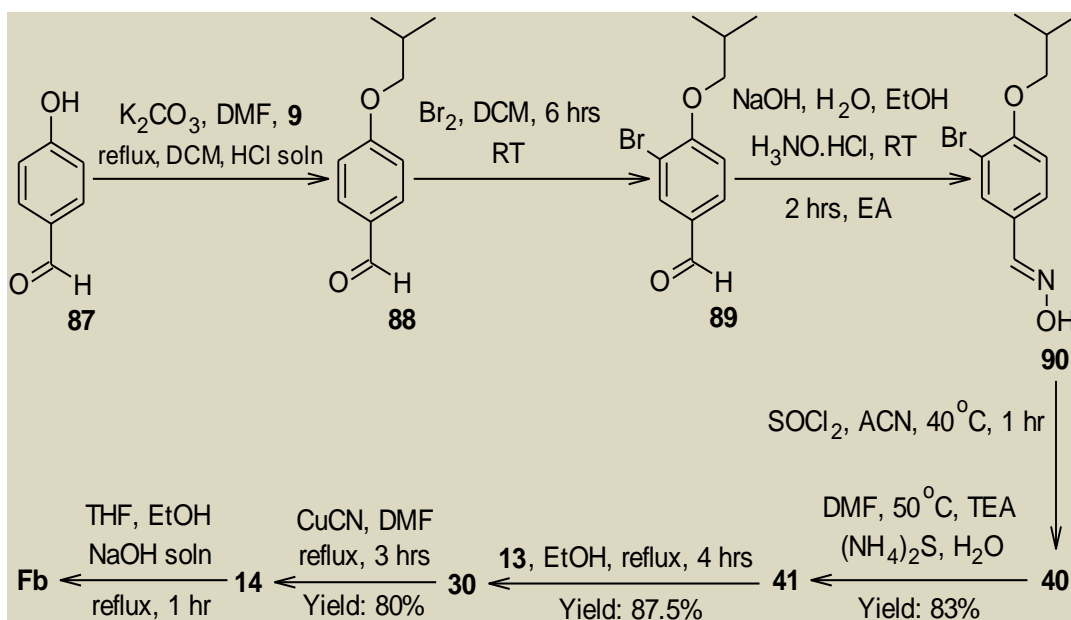
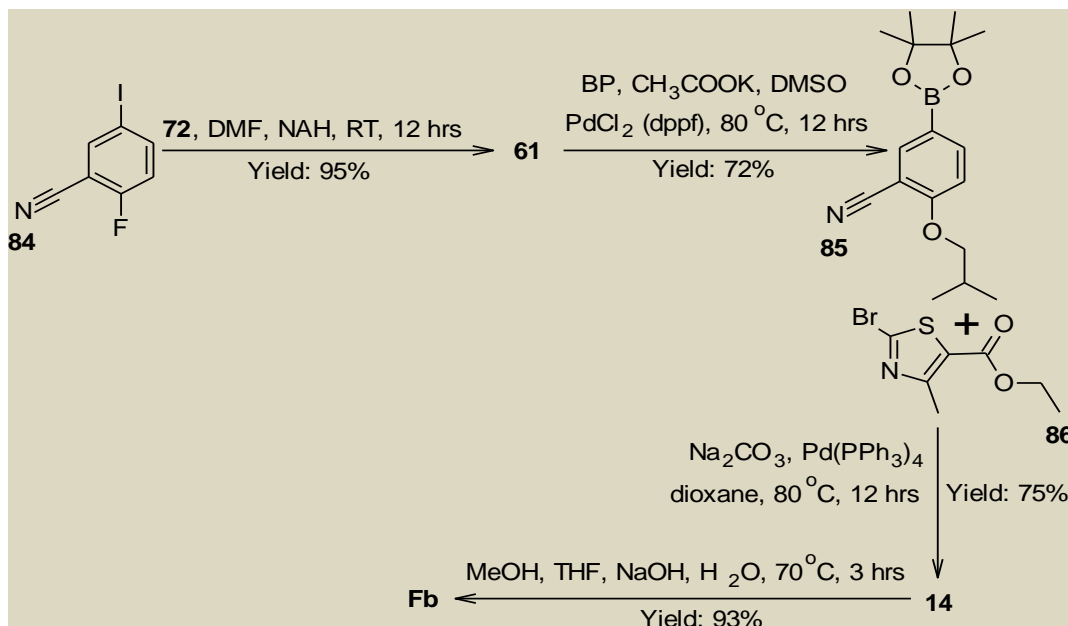
Scheme 28a: Synthesis of **Fb** as per the disclosure by Satyanarayana et al. [53]

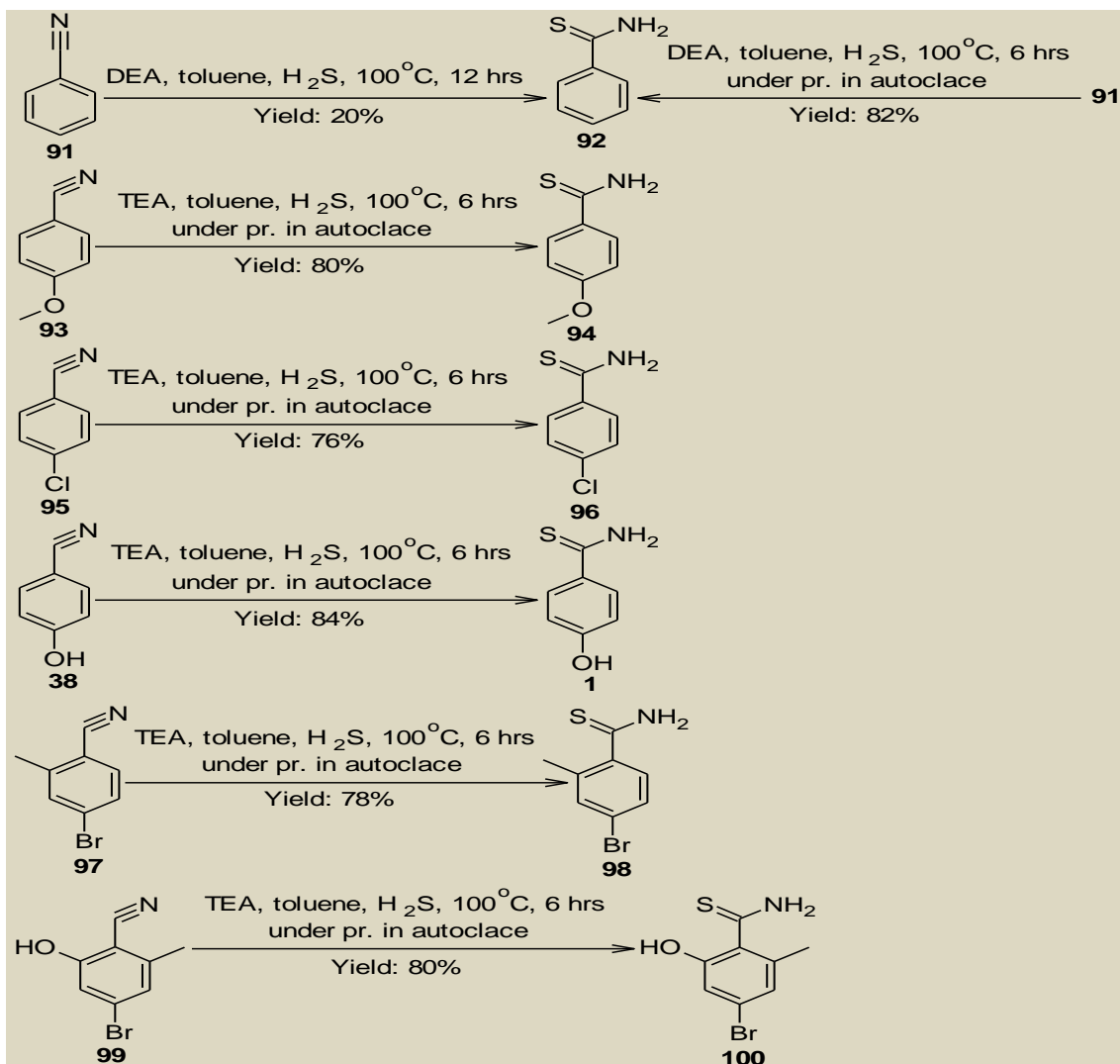


Scheme 28b: Synthesis of **Fb**, its forms and its salts as per the disclosure by Satyanarayana et al. [53]

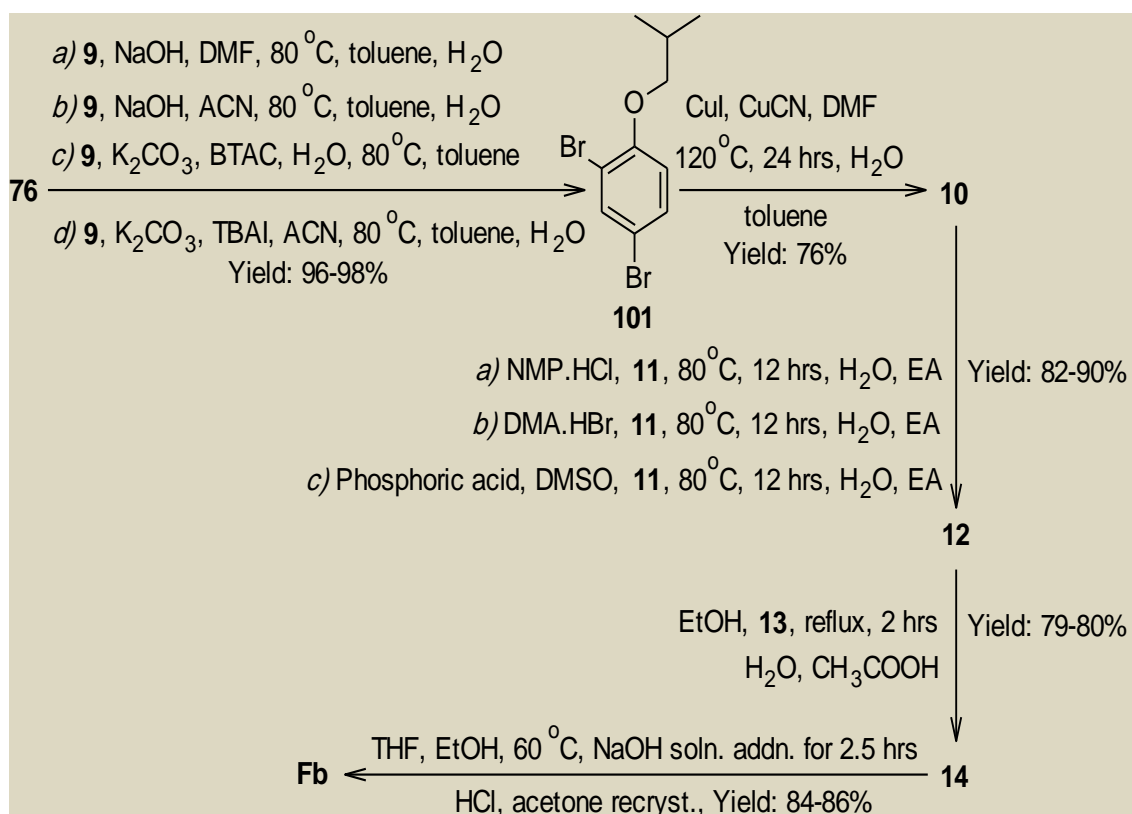


Scheme 29: Synthesis of **Fb** from **79** as per the disclosure by Zou [54]

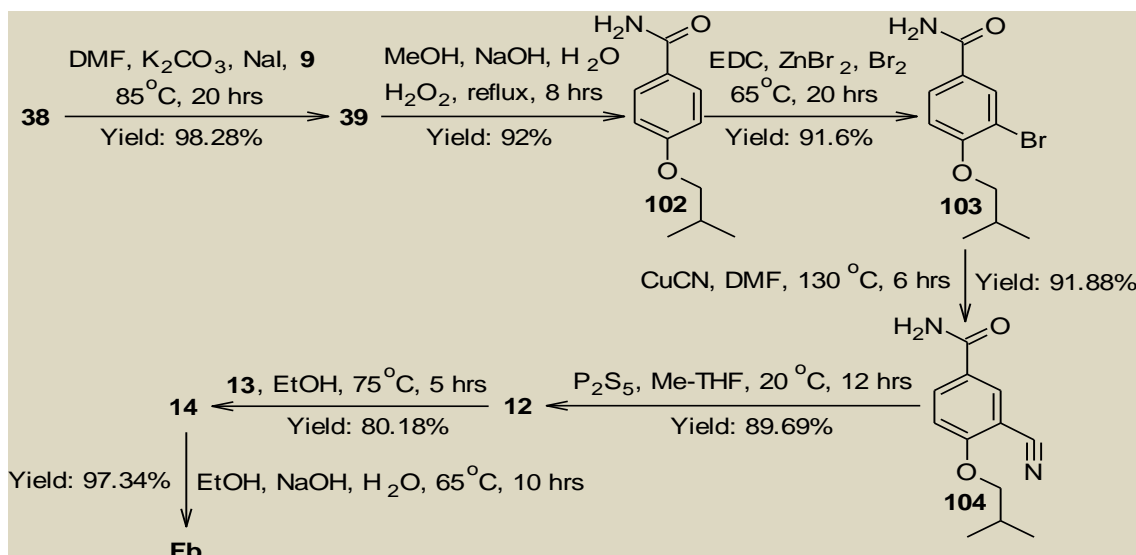




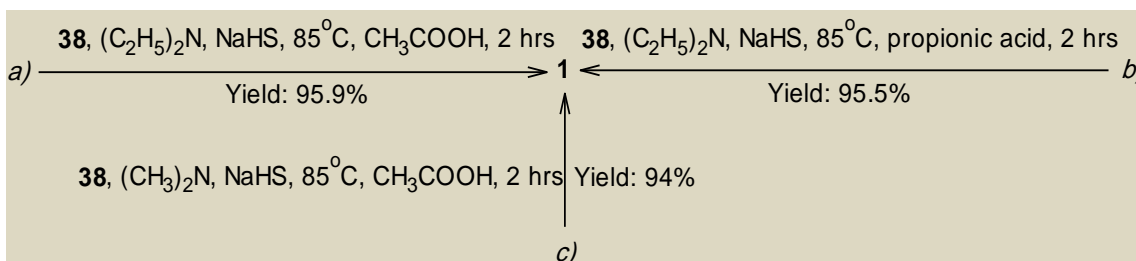
Scheme 33: Synthesis of some thiobenzamides as per the disclosure by Hayashisaka & Iida [59]



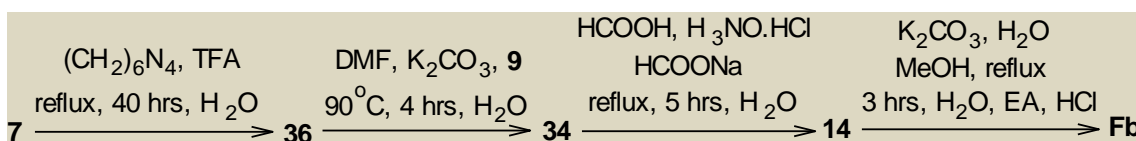
Scheme 34: Synthesis of **Fb** from **76** as per the disclosure by He et al. [60]



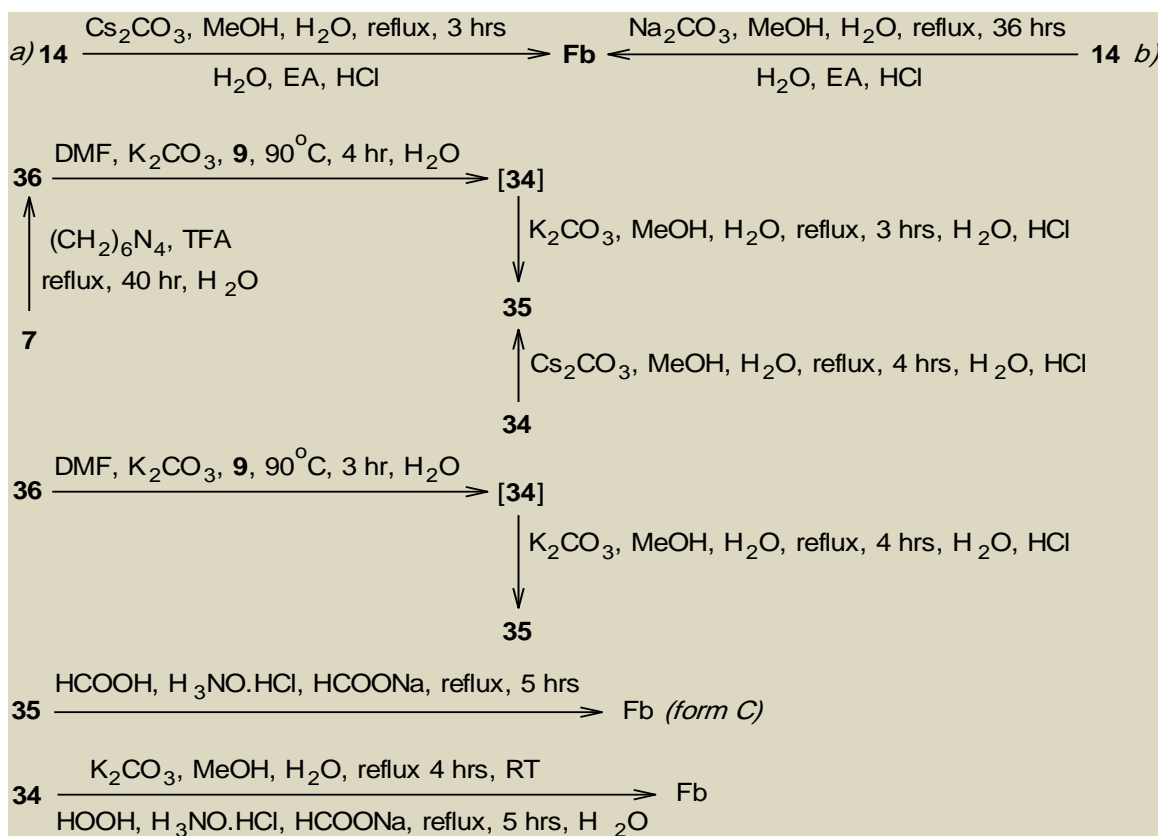
Scheme 35: Synthesis of **Fb** from **38** as per the disclosure by Anonymous [61]



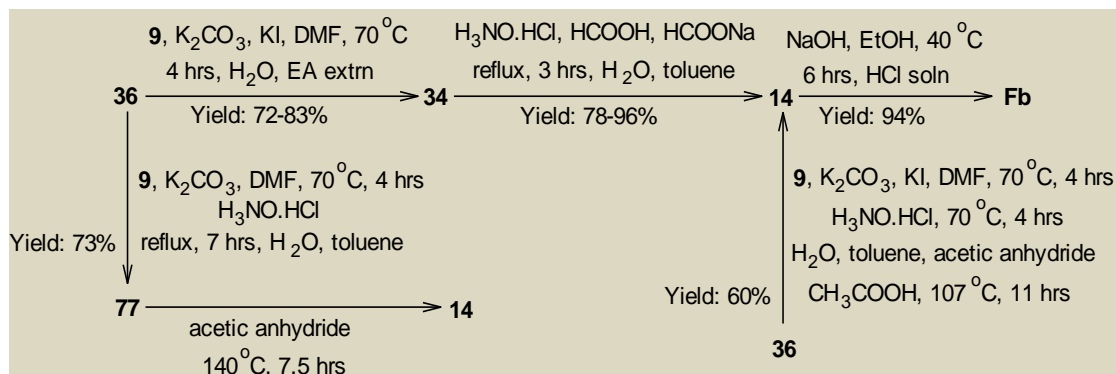
Scheme 36: Synthesis of **1** from **38** as per the disclosure by Guo & Ji [64]



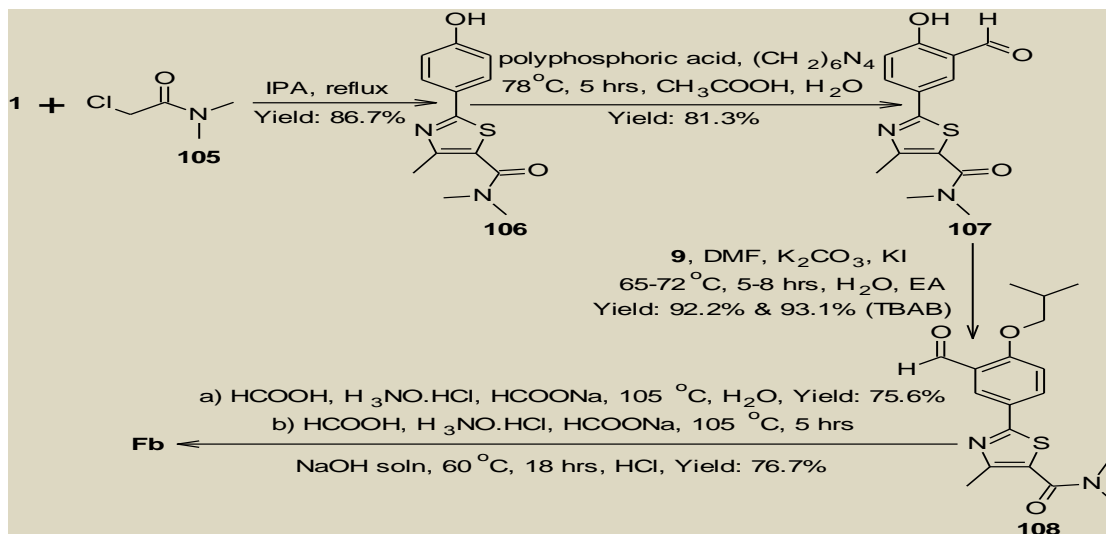
Scheme 37a: Synthesis of **Fb** from **7** as per the disclosure by Luthra et al. [68]



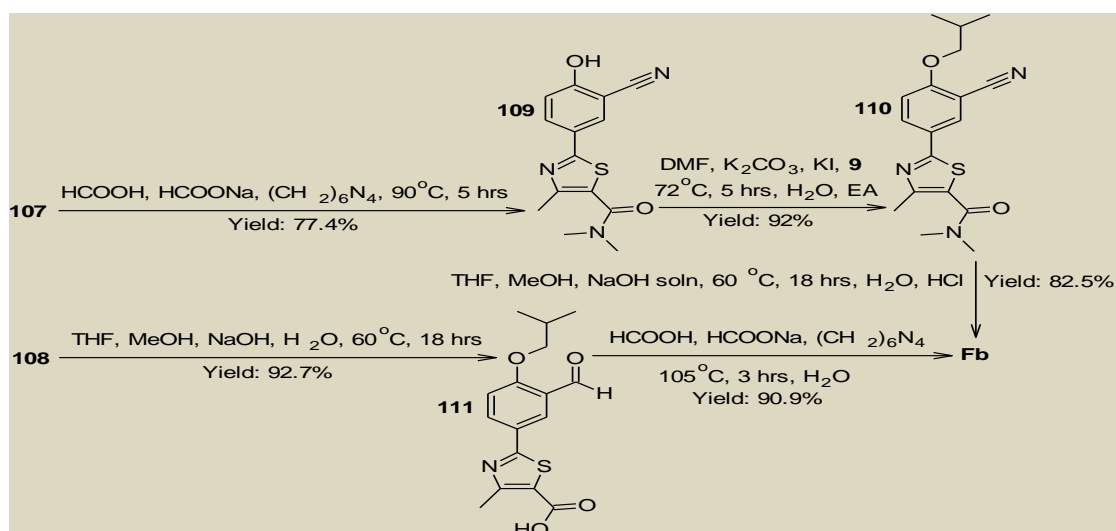
Scheme 37b: Synthesis of **Fb** as per the disclosure by Luthra et al. [68]



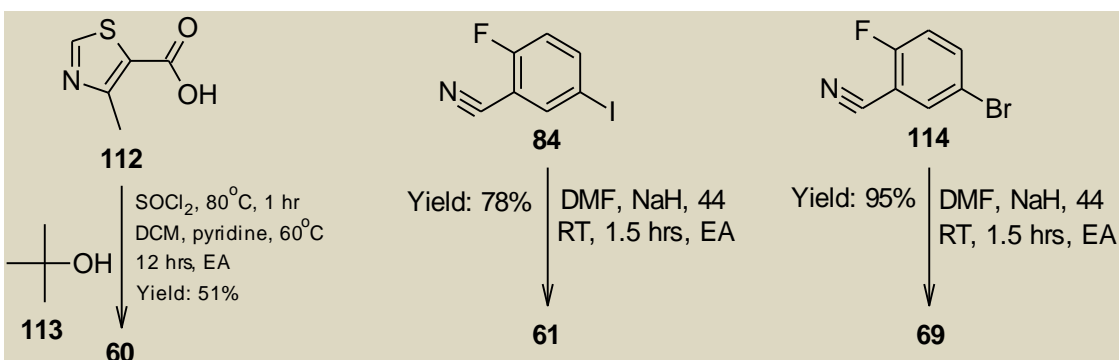
Scheme 38: Synthesis of **Fb** from **36** as per the disclosure by Metsger et al. [69]



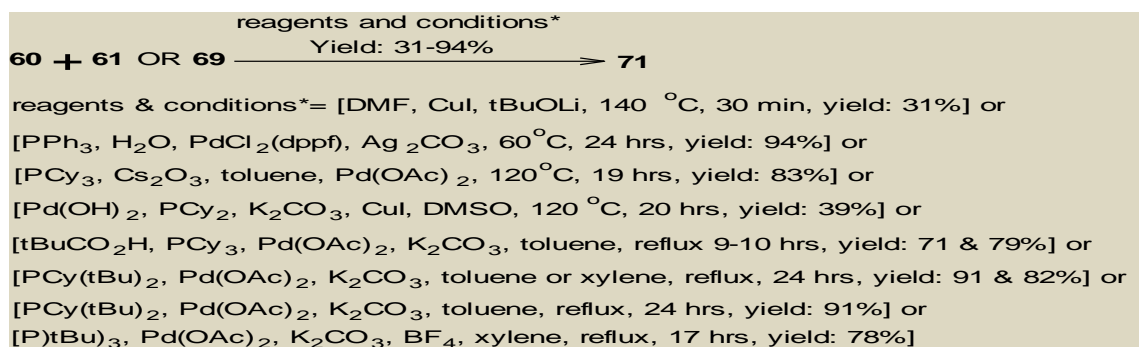
Scheme 39a: Synthesis of **Fb** from **1** as per the disclosure by Rajadhyaksha et al. [70]



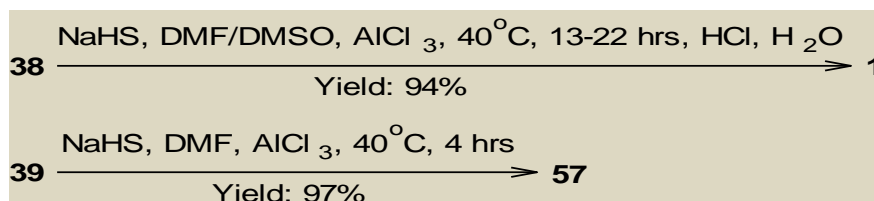
Scheme 39b: Synthesis of **Fb** from **107** or **108** as per the disclosure by Rajadhyaksha et al. [70]



Scheme 40a: Synthesis of **60**, **61** & **69** as per the disclosure by Komiyama et al. [71]



Scheme 40b: Synthesis of **71** as per the disclosure by Komiyama et al. [71]



Scheme 41: Synthesis of **1** & **57** as per the disclosure by Satoshi [74]

Upon summarizing the prior art disclosures in accordance to their region-specific origin, there are nine countries which had facilitated the synthesis and process development of **Fb** and its related compounds through various organizations/institutions/laboratories/individuals etc. Interestingly, USA, Canada, Japan, China, Spain, UK, India, Israel, and Argentina are the countries in which the research work on **Fb** was conducted **Table 4**. Among those countries, Japan and China are the leading contenders behind the development of **Fb** and its associated moieties.

Table 4: Country-wise list of institutions/organizations/laboratories/individuals etc behind the synthesis of **Fb** and its related compounds

Ref.	Research work was executed by or belongs to	Country
[8]	American Cyanamid Co.	USA
[9]	Uniroyal Ltd.	Canada
[10]	Teijin Ltd.	Japan
[11]	Teijin Ltd.	Japan
[12]	Teijin Institute for Bio-Medical Research	Japan
[13]	Teijin K K.	Japan
[14]	Teijin Ltd.	Japan
[15]	Teijin Ltd.	Japan
[16]	Teijin Ltd.	Japan
[17]	Teijin Ltd.	Japan
[18]	Teijin Ltd.	Japan
[19]	Teijin Ltd.	Japan
[20]	Abbott Laboratories	USA
[21]	Shanghai Medical Industry Institute, Zhejiang Huahai Pharmaceutical Co., Ltd.	China
[22]	Shanghai Medical Industry Institute, Zhejiang Huahai Pharmaceutical Co., Ltd.	China
[23]	Kangya Pharmaceutical Industry Co., Ltd. Ningxia, Shenyang Pharmaceutical University	China
[24]	Graduate School of Science, Nagoya University & Japan Science and Technology Agency, Nagoya	Japan
[25]	Shanghai Institute of Pharmaceutical Industry, Zhejiang Huahai Pharmaceutical Co., Ltd.	China
[26]	Nanjing University Of Technology	China
[27]	Shanghai Institute of Materia Medica of CAS, Jiangsu Chia Tai Tianqing Pharmaceutical Co., Ltd.	China
[28]	Chemo Ibérica, S. A.	Spain
[29]	Zhejiang Huahai Pharmaceutical Co., Ltd.	China
[30]	Saike Pharmaceutical Co., Ltd. Beijing	China
[31]	China Pharmaceutical University, Zhejiang Jianfeng Pharmaceutical Co., Ltd.	China
[32]	Shenyang Pharmaceutical University	China

[33]	China Pharmaceutical University, Zhejiang Jianfeng Pharmaceutical Co., Ltd.	China
[34]	Chemino (Shanghai) Co., Ltd.	China
[35]	Chemino (Shanghai) Co., Ltd.	China
[36]	Chongqing Pharmaceutical Research Institute Co., Ltd.	China
[37]	Beijing Honghui Medical Technology Co., Ltd.	China
[38]	Hefei Medical and Pharmaceutical Co., Ltd.	China
[39]	Shanghai Utopharm Co., Ltd.	China
[40]	Qingdao Huanghai Pharmaceutical Co., Ltd.	China
[41]	Innovative Technology Centre, University of Cambridge	UK
[42]	Cipla Ltd.	India
[43]	Nagoya University & Teijin Pharma Ltd.	Japan
[44]	Saike Pharmaceutical Co., Ltd. Beijing	China
[45]	Beijing Medconxin Pharmaceutical Technology Co., Ltd.	China
[46]	Chongqing Laimeilong Yu Pharmaceutical Co., Ltd.	China
[47]	Chongqing Pharmaceutical Research Institute Co., Ltd.	China
[48]	Chongqing Pharmaceutical Research Institute Co., Ltd.	China
[49]	Shandong Qidu Pharmaceutical Co., Ltd.	China
[50]	Beijing Hongwan Pharmaceutical Technology Co., Ltd.	China
[51]	Chongqing Pharmaceutical Research Institute Co., Ltd.	China
[52]	Ranbaxy Laboratories Ltd.	India
[53]	MSN Laboratories Ltd.	India
[54]	Nanjing Healthnice Pharmaceutical Technology Co., Ltd.	China
[55]	Arromax Pharmatech (Suzhou) Co., Ltd.	China
[56]	Shanghai Hechen Medical Engineering Co., Ltd.	China
[57]	Jiangsu Tonghe Pharmaceutical Co., Ltd.	China
[58]	Shanghai Institute of Organic Chemistry, Chinese Academy of Sciences & Shanghai Tianxi Chemical Co., Ltd.	China
[59]	Sumitomo Seika Chemicals Co., Ltd.	Japan
[60]	2Y-Chem, Ltd.	China
[61]	Zhejiang Jiuzhou Pharmaceutical Co., Ltd.	China
[62]	Teva Pharmaceutical Industries Ltd.	Israel
[63]	Shenyang Hejing Medical Technology Co., Ltd. & Beijing Medconxin Pharmaceutical Technology Co., Ltd.	China
[64]	Jincheng Health Pharmaceutical Co., Ltd.	China
[65]	Teijin Pharma Ltd.	Japan
[66]	Xinkai Medical Chemical Intermediates (Shanghai) Co., Ltd.	China
[67]	Gador S.A.	Argentina
[68]	Development Centre, MIDC, TTC Industrial Area	India
[69]	Teva Pharma	Israel & USA
[70]	Indoco Remedies Ltd.	India
[71]	Teijin Pharma Ltd.	Japan
[72]	Ranbaxy Laboratories Ltd.	India
[73]	Interquim, S. A.	Spain
[74]	Teijin Pharma Ltd.	Japan

Conclusion: This review article has the complete collection of prior arts from 1970-2012 regarding the synthesis of **Fb** and its related compounds. This has been substantiated with 41 reaction schemes which are framed based on the disclosures in 67 scientific communications. The reaction schemes are self-explanatory because all the reagents and specific conditions were provided in every reaction scheme with yield (if disclosed). Strategically, **Table 1** provides the hint of key raw materials involved along with the number of process steps involved. **Table 2** provides the year-wise statistics of disclosed prior arts. **Table 3** provides the IUPAC nomenclature of raw materials, reagents, and intermediates which had featured in the reaction schemes. **Table 4** provides the country-specific data of organizations/institutions/laboratories/individuals behind the disclosure of all 67 prior arts till 2012. More importantly, this review work can trigger the pathway for new inventions/innovations to synthesize **Fb** in the near future.

References

1. Becker MA, Schumacher HR, Jr Wortmann RL, MacDonald PA, Eustace D, Palo WA, Streit J, Joseph-Ridge N (2005) Febuxostat compared with allopurinol in patients with hyperuricemia and gout. *The New England Journal of Medicine*. 353 (23): 2450-2461. doi: 10.1056/nejmoa050373
2. Tayar JH, Lopez-Olivo MA, Suarez-Almazor ME (2012) Febuxostat for treating chronic gout. *Cochrane Database of Systematic Reviews*. 11 (11): CD008653. doi: 10.1002/14651858. CD008653.pub2
3. Brick N (2013) Febuxostat for treating chronic gout. *International Journal of Evidence-Based Healthcare*. 11 (3): 202-203. doi: 10.1111/1744-1609.12033
4. Hainer BL, Matheson E, Wilkes RT (2014) Diagnosis, treatment, and prevention of gout. *American Family Physician*. 90 (12): 831-836. PMID: 25591183.
5. Sun R, Lu J, Li H, Cheng X, Xin Y, Li C (2020) Evaluation of febuxostat initiation during an acute gout attack: A prospective, randomized clinical trial. *Joint Bone Spine*. 87 (5): 461-466. doi: 10.1016/j.jbspin.2020.03.017
6. Pawar PG, Darekar AB, Saudagar RB (2019) Formulation, development and evaluation of febuxostat loaded microsponges. *International Journal of Research in Advent Technology*. 7 (5): 523-533. doi: 10.32622/ijrat.752019326
7. Kaur M, Mittal A, Gulati M, Sharma D, Kumar R (2020) Formulation and *in vitro* evaluation of fast dissolving tablets of Febuxostat using co-processed excipients. *Recent Patents on Drug Delivery and Formulation*. 14 (1): 48-62. doi: 10.2174/1872211314666191224121044
8. Bernard M (1970) Thazolyphenyl phosphates. US3518279. United States.
9. Mikhail MG (1972) Preparation of thioamides. US3700664A. United States.
10. Hasegawa M, Komoriya K (1994) Cyano compound and its production. JPH06345724A. Japan.
11. Shiro K, Hisachi F, Masaichi H, Masahiro T, Ikuo N, Yoshio O, Keiji K, Hisao Y (1997) 2-arylthazole derivatives and pharmaceutical composition thereof. US5614520. United States.
12. Hasegawa M (1998) A facile one-pot synthesis of 4-alkoxy-1,3-benzenedicarbonitrile. *Heterocycles*. 47 (2): 857-864. doi: 10.3987/com-97-s(n)89
13. Watanabe K, Tanaka T, Kondo S, Fujii T (1998) Production of 2-(4-alkoxy-3-cyanophenyl)thiazole derivative and new production intermediate there for. JPH2834971B1. Japan.
14. Minojima T, Hiramatsu T (1998) Production of 2-(3-cyanophenyl)thiazole derivative. JPH10139770A. Japan.
15. Torii S, Minojima T (1999) Production of 2,3-dihydrobenzo(b)furan derivative and medicine. JPH11100376A. Japan
16. Tanabe M, Minojima T, Matsumoto K (1999) Production of thiobenzamide derivative. JPH1160552A. Japan.
17. Matsumoto K, Watanabe K, Hiramatsu T (2000) Polymorphic modifications of 2-(3-cyano-4-isobutyloxyphenyl)-4-methyl-5-thiazole-carboxylic acid and processes for the preparation. CN1275126A. China.
18. Koichi M, Kenzo W, Toshiyuki H, Mitsutaka K (2001) Polymorphs of 2-(3-cyano-4 isobutyloxyphenyl)-4-methyl-5 thiazolecarboxylic acid and method of producing the same. US6225474B1. United States.
19. Watanabe K, Yarino T, Hiramatsu T (2001) Production of 2-(4-alkoxy-3-cyanophenyl)thiazole derivative. JPH3202607 B2. Japan.
20. Robbins T, Zhu H, Shao J (2005) Substituted thiazoles. WO2005012273A2. WIPO (PCT).
21. Qiang S, Xiaomei W, Zhefeng W, Huilin S (2008) 2-(3-Cyano-4-isobutoxy phenyl)-4-methyl-5-thiazole aminic acid crystal and preparation method thereof. CN101139325A. China.
22. Qiang S, Xiaomei W, Zhefeng W, Huilin S, Weihong S, Yongchu B (2009) Crystal form and preparation of febuxostat. CN101412700A. China.
23. Wang S, Chen J, Xue M (2009) Method for synthesizing 2-(3-cyano-4- isobutoxy phenyl)-4-methyl-carboxylate. CN101497589A. China.
24. Canivet J, Yamaguchi J, Ban I, Itami K (2009) Nickel-catalyzed biaryl coupling of heteroarenes and aryl halides/triflates. *Organic Letters*. 11 (8): 1733-1736. doi: 10.1021/ol9001587
25. Sui Q, Wang X, Wang Z, Shi H, Wang X, Sun W (2009) Preparation of 2-(3-carboxaldehyde-4-hydroxy phenyl)-4-methyl-5-thiazole ethyl formate. CN101412699A. China.
26. Wang D, Tang C, Mi S, Li X, Liu H, Ouyang P (2009) Method for preparing 2-(4-hydroxyl phenyl)-4-methyl-1,3-thiazole-5-carboxylic acid ethyl ester by one pot method. CN101391988A. China.
27. Deng F, Zhang J (2009) Febuxostat novel crystal and preparation method thereof. CN101386605A. China.

28. Castaldi G, Rasparini M, Sillani L (2010) A process for the preparation of febuxostat. WO2010142653A1. WIPO (PCT).
29. Jian F, Shen W (2010) Preparation method of important intermediate of novel febuxostat. CN101759657A. China.
30. Qi W, Wang W, Yan Q, Yang Y (2010) Method for preparing febuxostat intermediate. CN101723915A. China.
31. Zhu X, Jiang X, Zhang Y, Yin Z, Liu R, Zhou M, Shi C (2010) Preparation method of febuxostat intermediate. CN101665471A. China.
32. Shi X, Wang S (2010) Synthesis method of 2-(3-cyan-4-isobutoxy) phenyl-4-methyl-5-thiazole formic acid. CN101863854A. China.
33. Zhu X, Huang J, Wang Y, Wu B, Yin Z, Liu R (2010) Uloric crystal and preparation method thereof. CN101671314A. China.
34. Liu M, Lu H, Wu J, Zhou H (2010) New crystal form Q of febuxostat and preparation method thereof. CN101824005A. China.
35. Liu M, Lu H, Wu J, Zhou H (2010) New crystal form P of febuxostat and preparation method thereof. CN101824006A. China.
36. Deng J, Fan B, Luo J, Tan, X, Ye W, Zhou X (2010) Febuxostat new crystal forms and preparation method thereof. CN101759656A. China.
37. Chao J, Liu F, Liu Y, Shao L, Tong W (2010) Preparation method of new crystal form K of 2-(3-cyano-4-isobutoxy)-4-methyl-5-thiazole formic acid and other crystal forms. CN101817801A. China.
38. He G, Li F, Wu Q, Liu W (2010) New crystal form of febuxostat and preparation method thereof. CN101671315A. China.
39. Luo J, Jiao H, Xi W, Wang X (2010) New febuxostat crystal form and preparing method thereof. CN101684107A. China.
40. Li Y, Zhao M, Ji C, Zhu S, Lu D, Chen Y, Hu J (2010) Method for preparing 2-(3-formacyl-4-isobutoxyphenyl)-4-methyl-1,3 thiazole-5-carboxylic acid ethyl ester. CN101921243A. China.
41. Baumann M, Baxendale IR, Ley SV, Nikbin N (2011) An overview of the key routes to the best selling 5-membered ring heterocyclic pharmaceuticals. *Beilstein Journal of Organic Chemistry*. 7: 442-495. doi: 10.3762/bjoc.7.57
42. Birari DR, Rao DR, Kanka, RN (2011) Processes for the preparation of febuxostat and salts thereof. WO2011073617A1. WIPO (PCT).
43. Yamamoto T, Muto K, Komiyama M, Canivet J, Yamaguchi J, Itami K (2011) Nickel-catalyzed C-H arylation of azoles with haloarenes: scope, mechanism, and applications to the synthesis of bioactive molecules. *Chemistry (Weinheim an Der Bergstrasse, Germany)*. 17 (36): 10113-10122. doi: 10.1002/chem.201101091
44. Yan Q, Qi W, Yang Y, Wang W (2011) Method for preparing febuxostat intermediate. CN102002017A. China.
45. Zhao L, Wang J, Cao J (2011) Improvement method for synthesizing febuxostat. CN102002016A. China.
46. Zhou H, Yan M, Wang Y, Huang W, Li S, Huang X, Ren S (2011) Method for preparing febuxostat intermediate. CN102234253A. China.
47. Zhou X, Tang X, Ye W, Luo J, Deng J (2011) Preparation method of intermediate of febuxostat. WO2011066803A1. WIPO (PCT).
48. Zhou X, Tang X, Shi R, Ye W, Luo J, Deng J, Fan B (2011) High-purity febuxostat and the method for preparation. US20110282069A1. United States.
49. Zheng J, Liu S, Zhang J, Cui M, Li J, Li H, Zhou H, Niu H (2011) Method for preparing febuxostat crystal A. CN102267957A. China.
50. Anonymous (2011) Febuxostat crystal form and industrial preparation method thereof. CN102127033A. China.
51. Zhou X, Fan B, Deng J, Tang X, Luo J, Zhang D, Ye W (2011) Novel febuxostat crystal form and its preparation method. CN1970547B. China.
52. Thaimattam R, Dash PK, Prasad R, Dhar S (2011) Polymorphic forms of febuxostat. WO2011080651A2. WIPO (PCT).
53. Satyanarayana RM, Venkata PRG, Prasad G (2011) Process for the preparation of 2-[3-cyano-4-(2-methylpropoxy)phenyl]-4-methylthiazole-5-carboxylic acid and its pharmaceutically acceptable salts. WO2011141933A2. WIPO (PCT).
54. Zou Q (2011) Preparation method for Febuxostat intermediate. CN102229581A. China.
55. Hong J, Li J (2011) Method for synthesizing febuxostat. CN102285937A. China.

56. Wu Y, Li G, Huang J, Zhang W, Yu H, Dan Y, Fu L, Chen Y, Zhang B (2011) Method for synthesizing 2-(3-cyano-4-(2-methylpropoxy)phenyl]-4-methyl-5-thiazole formic acid. CN102079731A. China.
57. Zou Z (2011) Method for preparing 2-(3-cyano-4-isobutyl methoxyphenyl)-4-methylthiazol-5-ethyl formate. CN102070559A. China.
58. You S, Li Y (2011) Deuterated cyanophenyl thiazoles derivative for treating gout and hyperuricemia. CN102010384A. China.
59. Hayashisaka T, Iida Y (2011) Method for producing thiobenzamide compounds. JPH4711494B2. Japan.
60. He X, Du L, Zhu J, Wang Y (2011) Preparation method of febuxostat. CN102120733A. China.
61. Anonymous (2011) Method for synthesizing 2-aryl nitrile thiazole derivative and intermediate thereof. CN102276550A. China.
62. Piran M, Metsger L (2011) Crystalline forms of febuxostat. EP2398784A1. European Patent Office.
63. Zhang J (2012) Novel febuxostat crystal form, its preparation method and application thereof. CN102731430A. China.
64. Guo J, Ji S (2012) Preparation method of p-hydroxythiobenzamide. Chinese patent: CN102702054A.
65. Uemura A, Nogata T, Takeyasu T (2012) Process for producing crystals of polymorphic 2-(3-cyano-4-isobutyloxyphenyl)-4-methyl-5-thiazolecarboxylic acid by poor-solvent addition method. CN102471295A. China.
66. Wu Y, Xue P, Jin J, Yuan X, Xiao F (2012) Novel febuxostat crystal form and its preparation method. CN102442971A. China.
67. Tombari DG, Mangone CP, Garcia MB, Vecchioli A, Labriola RA (2012) A novel febuxostat crystalline form and the process for the preparation thereof. WO2012048861A1. WIPO (PCT).
68. Luthra PK, Khan R, Salunkhe D, Nasir A (2012) An improved process for preparation of febuxostat and its polymorphic crystalline form C thereof. WO2012131590A1. WIPO (PCT).
69. Metsger L, Gorohovsky S, Kipnis N, Yurkovski S (2012) Processes for preparing febuxostat. WO2011031409A. WIPO (PCT).
70. Rajadhyaksha MN, Jadhav VK, Shrigadi NB, Panandikar AM (2012) Novel process for the preparation of febuxostat. WO2012073259A1. WIPO (PCT).
71. Komiyama M, Yajima N, Kurokawa M (2012) Process for producing phenyl-substituted heterocyclic derivative through coupling using transition metal catalyst. CN102333765A. China.
72. Kaushik P, Thaimattam R, Prasad M (2012) Febuxostat co-crystals. WO2012098501A1. WIPO (PCT).
73. Salaet-Ferre J, Marquillas-Olondriz F (2012) Process for preparing the crystalline form a of (2-[3-cyano-4-(2-1-butoxy) phenyl]-4-methyl -5-thiazole-carboxylic acid (febuxostat). WO2012007486A1. WIPO (PCT).
74. Satoshi S (2012) Method for producing 4-substituted benzothoamide derivative. US20120078013A1. United States.

Acknowledgment: The author thanks the management of SDM Educational Society, Ujire, for the motivation and support to complete this review segment. The author also thanks all my beloved students for enriching this review article by raising their frank questions during the article's budding phase.

Conflict of interest: The author declares the absence of any commercial or financial relationships that could be construed as a potential conflict of interest.

Ethical issues: Including plagiarism, informed consent, data fabrication or falsification, and double publication or submission were completely observed by the author.